

CIRCUIT BEVELER

Model **CB-02** 

Uniquely designed to chamfer circular, elliptical and straight line profiles

- Chamfers exterior and/or interior edges
- Depth gauge provided to accurately set chamfer widths
- Optional attachment PN TB02437 available for chamfering thin materials





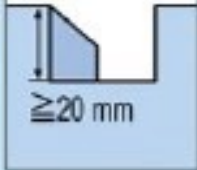
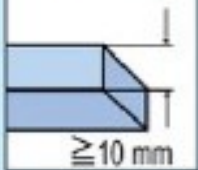
Specifications

Model	CB-02	
Air Pressure	MPa (kgf/cm ²)	0.6 (6)
Air Consumption (No-load)	m ³ /min	0.4
Free Speed	min ⁻¹ (rpm)	15000
Chamfering Capacity	Up to 2 mm Chamfer or 2 mm Radius	
Chamfer Angle	45°	
Inlet Size	Rc 1/4	
Mass (Weight)	kg	1.8

Accessories Included

- Indexable Insert 9.525 (Installed)
- Indexable Insert 9.525
- Adjustment Gauge
- Spanner T-9F
- Protective Cap
- Hook Spanner 58-65
- Bushing R 1/4 x NPT 1/4

Chamfering range of operation

Min. Diameter	Min. Radius	Min. Depth	Min. Thickness
 ≥ 12 mm	 ≥ 6 mm	 ≥ 20 mm	 ≥ 10 mm

Chamfer Angle, Width and Radius

Mild Steel(mm)		Chamfer	Radius	Mild Steel(mm)	
X	Y			Radius	2
2	2	