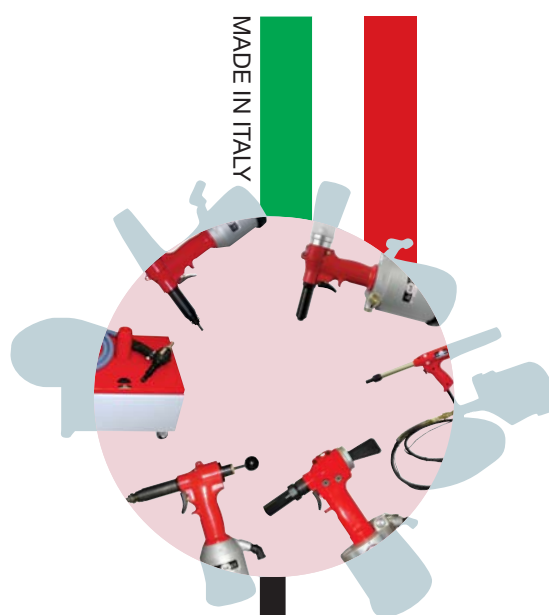




2019



Tools for **F**asteners



edition 16/4

since 1973

THE COMPANY

Rivit is an Italian leading Company for what concerns production and distribution of fastening systems and relevant tools, for sheet metal working and assembling. Founded in 1973, Rivit has come to set the Company core business in two separate macro-divisions: industry and building, with particular attention to the fields of industrial auto body shop, electronics, household appliances, sheet metal working, metal furnishings, roofing, metal roofing, air conditioning and metal frames.

Nowadays Rivit strongly aims to the international market, to challenge new situations and to widen its own strategies of partnership and marketing. To be able to develop these ambitious projects, Rivit prepared itself with an advanced logistics including an automatic warehouse; this new setting grants and supports a state-of-the-art logistic system, and allows Rivit to meet all the requirements of the Customers, which are getting more and more demanding. Besides, in order to assure its Customers of the high qualitative standards of both its products and services, Rivit has got the Certification as per UNI EN ISO 9001:2015.



Company



Aerial view



Shop side



Entrance



Totem



CERTIFICATIONS

Rivit assures its customers high quality standards of its products and services, a commitment that has enabled it to obtain the certification of the Quality Management System in compliance with UNI EN ISO 9001:2015. Certification which is annually verified by Kiwa Cermet Italian. Rivit also wanted to voluntarily certify through the ECM, an organization specialized in the validation of the tools, that all his riveting comply with the European Directives, in particular Directive 2006/42/EC.

In accordance with the process of quality control of incoming products, Rivit runs the tests in his laboratory mechanical tests inside, where specialized staff will ensure that the required standards are met.



Test lab



Products tests



Sorting machine



Mechanical controls



Certification



Certification



Certification



CUSTOMER SATISFACTION

Rivit strongly believes in pre and post sales support services dedicated to the customer. Our Company structure is organised in order to offer technical support to our customers in every phase of their work, thanks to our very qualified staff. Rivit's goal is the satisfaction of our customers, therefore all our members are occupied every day in the developing of the products and services, never forgetting that high quality keeps customer satisfied.



Reception



Meeting room



Marketing office



Offices



AUTOMATIC WAREHOUSE

But the nerve centre of the Company is the automatic warehouse with its two trasloelevators, located in a 18 meters high and 90 meters long tower. Inside there are 24,000 trays, divided along two corridors, that can contain up to 100,000 references. As today Rivit is already managing over 30,000 items, the perspectives of growth and the variety of stock items are considered very important targets by the Company, that has chosen an automatic warehouse with trays to optimize the activities of picking.

The quick and precise logistic management of the stock items is part of the commercial policy of the Company, which aims to the most precise and speediest management of the orders, so that they can be executed within 48 hours.



Automatic warehouse



Shipments



Packaging



Shipments

RIVIT SHOP AND SHOWROOM

The core mission of the Company is the full satisfaction of the demands of the Client, which turns for Rivit into an incentive to grow and become a real partner for its Clients. For this reason a wide area of the building has been dedicated to sales, giving birth to the RIVIT SHOP and the RIVIT SHOWROOM. Inside this space the professional Clients have the opportunity of touching with hand the goods on display, of trying them and of appraising their features. Besides, to meet the more specific technical demands, a 360° specialized technical support is offered by the staff of the shop.

The area of sales can be therefore considered a real centre for fixing systems, and a place of reference for anything concerning the world of sheet metal working.



Showroom



Rivit shop



PRODUCTION

The production department of Rivit is divided in different technical areas: stamping, assembling, tapping and tools manufacturing.



Assembling



Tools assembling



Assembling



Tools manufacturing



Production



Stamping



Tapping



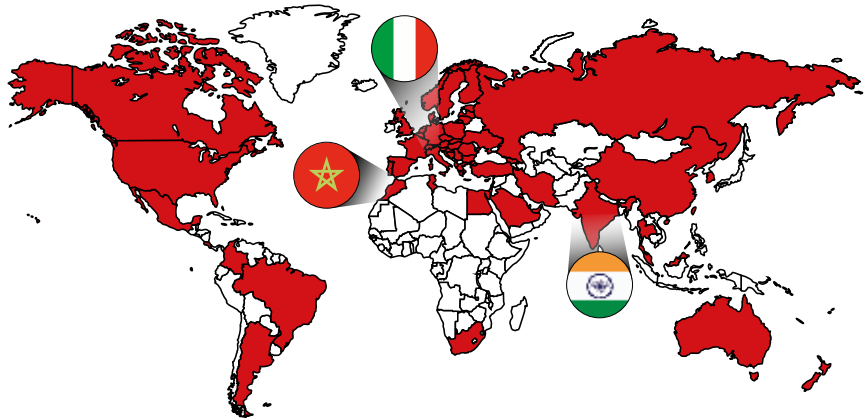
RIVIT AROUND THE WORLD

Rivit in the world, with offices:
RIVIT ITALIA - RIVIT INDIA - RIVIT MOROCCO



Thru distributors network:

Albania, Argentina, Australia, Austria, Belgium, Bosnia Herzegovina, Brazil, Bulgaria, Canada, China, Cyprus, Colombia, Costa Rica, Croatia, Czech Republic, Denmark, Egypt, Estonia, Finland, France, Georgia, Germany, Greece, Hungary, India, Iran, Israel, Kuwait, Latvia, Lebanon, Lithuania, Malaysia, Malta, Mexico, Morocco, Netherlands, New Zeland, Norway, Poland, Portugal, Qatar, Romania, Russia, Saudi Arabia, Serbia, Slovakia, Slovenia, South Africa, South Korea, Spain, Sweden, Switzerland, Taiwan, Thailand, Tunisia, Turkey, UK, Ukraine, United Arab Emirates, USA.



EXHIBITIONS

Every day Rivit focuses on increasing contacts and partnership relations, and to this purpose the Company has always invested in the participation to dedicated exhibitions, both in Italy and abroad.

In this way Rivit can make made even more manifest its points of strength: wideness and completeness of the range of products, their high quality, constant innovation and development of new solutions, wide stock availability, and effective after-sales service.



HOME ABOUT US

LOGIN

Welcome to our dealer web:
If you have problems logging in

E-mail address*

Password*

Forgot password

Don't have an account

WEBSITE AND B2B

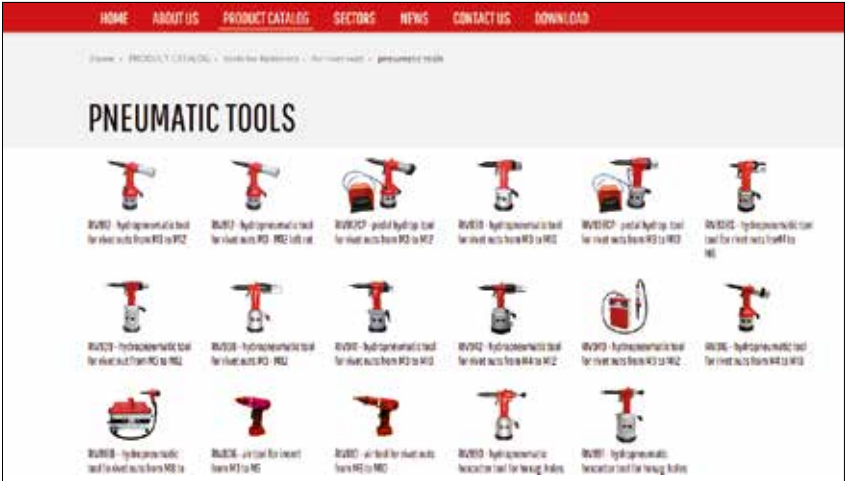
The open web site allows you to get in touch with the Rivit world and its history, to be constantly updated on news and products related to each division (building, industry, dealers), on exhibitions and on special offers in progress.

Surf our virtual catalogue, let you drive yourself into our photographic journey and with just a click discover the wide Rivit products range. Products data sheets may be downloaded with several pictures and attachments (videos, texts, pdf files, etc.).

In the "Download Area" you can download pdf catalogues with no need for registration.


The restricted area guides you into B2B area, where you can place orders by means of a very easy-to-use and immediate Cart. Each customer can manage his proper orders, view the status of shipments and download technical documentation, forms and manuals.

Come and visit a world of fasteners, where there is metal, there is Rivit!





INDEX



Tools for rivet nuts

RIV998	1
RIV912	2
RIV938	3
RIV938S	4
RIV912CP-938CP	5

RIV939	6
RIV939P8	new 7
RIV941	8
RIV942	9
RIV949	10

RIV916	11
RIV916B	12
RIV806-810	13
RIV990	14
RIV991	15
RIV790	47

Tools for blind rivets

RIV502	16
RIV503	17
RIV504	18
RIV506	19
RIV505	20
RIV503BH	21

RIVSMR	22
RIV536	23
RIV508	24
RIV508B	25
RIV509	26
RIV511B	27
RIV511B/2	new 28

RIV512B	29
RIV513B	30
SPECIAL ACCESSORIES	31
FLEXRIV	32
RIV300	33
RIV750	45
RIV760	46

Hand tools for rivet nuts and blind rivets

RIV900-901-903	39
RIV905	40
RIV906	41
RIV918	42
RIV2-4-5-6-7	43
RIV18-98	new 44

Automatic systems

RIV600	36
RIV606-616	37
RIV609	new 38

Studwelding tools

RIVST80	48
---------	----

Eyeletting

RIVOM06-RIVOP10	50
-----------------	----

Tools for self clinching

RIV2100	51
RIV2200	52
RIV2450	53

Control systems

CONTROLRIV	new 34
------------	---------------

Orbital riveting machine

RIV3450P	49
----------	----

Accessories

ARM AND TROLLEY	54
BALANCERS	55



RIV998 Hydropneumatic tool for rivet nuts from M3 to M12



2 PHASES
TRIGGER
STROKE
ADJUSTMENT

Code 2237000

To place RIVSERT female rivet nuts in aluminium and steel from M3 to M12 (s/steel up to M10) and RIVBOLT male rivet nuts, from M4 to M8.

RIV998 to place rivet nuts using stroke adjustment. Automatic screwing by positioning the tie rod in the rivet nut, 1 PHASE rivet nut deformation, 2 PHASE rivet nut unscrewing.

The hydropneumatic system and the mechanical components used in the inside structure of the tool, when compared with other models, result to be much more reliable.

A tool feature is a reduction of the problems caused by the wear and tear of the components, and consequently, the tool will last much longer and work better.

The technical solutions adopted reduce the dimensions and the weight of the RIV998, which results to be a very handy tool.

Spare parts for RIVSERT

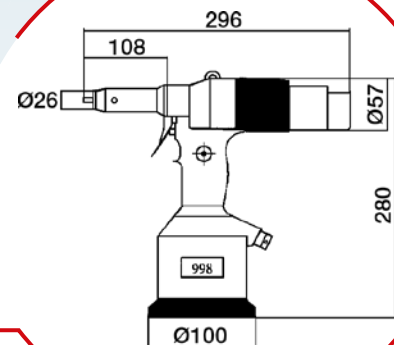


Ø rivet nut	Tie rod code	Head code
M3	0327800	0328500
M4	0327900	0328600
M5	0328000	0328700
M6	0328100	0328800
M8	0328200	0328900
M10	0328300	0329000
M12	0328400	0329100

Spare parts for RIVBOLT



Ø rivet nut	Tie rod code	Head code
M4	2560900	2561200
M5	2561000	2561300
M6	2561100	2561400
M8	2583200	2700500



RIV998 is supplied in a case complete with tie rods and heads from M3 to M12.

Technical data and features

Air working pressure	6 bar
Min-max air pressure	5/7 bar
Air consumption per cycle (6 bar)	7.5 lt
Stroke	0/6.5 mm
Max power (6 bar)	19000 N
Weight (without kit)	2.405 Kg
Vibrations	< 2,5 m/s ²
Noise level	< 70 dB (A)

Optional

Description	Code
KIT998-Special extended head	3531800



RIV912 Hydropneumatic tool for rivet nuts from M3 to M12



1 PHASE TRIGGER
STROKE
ADJUSTMENT

Code 3440900

To place RIVSERT female rivet nuts from M3 to M12 and RIV male rivet nuts from M4 to M10.

RIV912 to place rivet nuts using stroke adjustment.

Automatic screwing by positioning the tie rod in the rivet nut, 1 PHASE rivet nut deformation and unscrewing.

In order to avoid the use of a special rod, a system has been designed to lodge an allen screw (hardness class 12.9), easy to find on the market and replace.

Spare parts for RIVSERT



Ø rivet nut	Kit	Kit code	* Screw code (DIN912 12.9)
M3	912/03	3441100	3457600
M4	912/04	3441200	3470500
M5	912/05	3441300	3471900
M6	912/06	3441400	3472300
M8	912/08	3441500	3472800
M10	912/10	3441600	3473100
M12	912/12	3441700	3473300

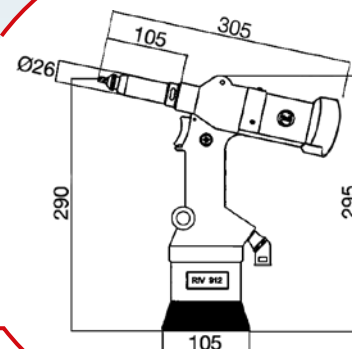
* Screw is included in the "Kit code" and can be ordered separately.

Spare parts for RIVBOLT



Ø rivet nut	Kit	Kit code	* Code (female tie rod)
M4	912/04B	3442300	3441900
M5	912/05B	3442400	3442000
M6	912/06B	3442500	3442100
M8	912/08B	3442600	3442200
M10	912/10B	4601900	4601800

* The female tie rod is included in the "Kit code" and can be ordered separately.



RIV912 is supplied in a case without the frontal head kit.

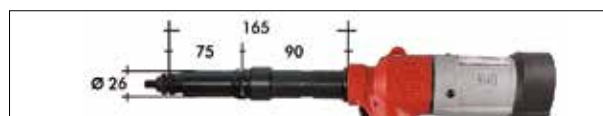
Choose the correct kit according to the size of the rivet nut to be placed, and add it to the order (see the spare parts for RIVSERT/RIVBOLT).

Technical data and features

Air working pressure	6 bar
Min-max air pressure	5/6 bar
Air consumption per cycle (6 bar)	7.5 lt
Stroke	1/6.5 mm
Max power (6 bar)	22500 N
Weight (without kit)	2.501 Kg
Vibrations	< 2,5 m/s²
Noise level	78.5 dB (A)

Optional

Description	Code
KIT912-Special extended head	3531800



RIV912MS
Code 4307400
Left rotation version



RIV938 Hydropneumatic tool for rivet nuts from M3 to M10



1 PHASE TRIGGER
FORCE
ADJUSTMENT

Code 4143400

To place RIVSERT female rivet nuts from M3 to M10 and RIVBOLT male rivet nuts from M4 to M10.

RIV938 to place rivet nuts using force adjustment. Automatic screwing by positioning the tie rod in the rivet nut, 1 PHASE rivet nut deformation and unscrewing.

In order to avoid the use of a special rod, a system has been designed to lodge an allen screw (hardness class 12.9), easy to find on the market and replace.

Advantages: kit assembling without use of the key | does not require any regulation with the change in thickness | no damage to the screw if the operation of deformation of the rivet nut is repeated.

Spare parts for RIVSERT



Ø rivet nut	Kit	Kit code	* Screw code (DIN912 12.9)
M3	938/03	3441100	3457600
M4	938/04	3441200	3470500
M5	938/05	3441300	3471900
M6	938/06	3441400	3472300
M8	938/08	3441500	3472800
M10	938/10	3441600	3473100

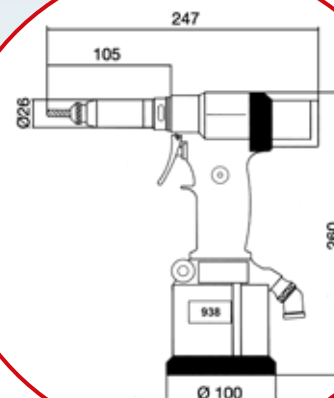
* Screw is included in the "Kit code" and can be ordered separately.

Spare parts for RIVBOLT



Ø rivet nut	Kit	Kit code	* Code (female tie rod)
M4	938/04B	3442300	3441900
M5	938/05B	3442400	3442000
M6	938/06B	3442500	3442100
M8	938/08B	3442600	3442200
M10	938/10B	4601900	4601800

* The female tie rod is included in the "Kit code" and can be ordered separately.



RIV938 is supplied in a case without the frontal head kit. Choose the correct kit according to the size of the rivet nut to be placed, and add it to the order (see the spare parts for RIVSERT/RIVBOLT).

Technical data and features


Air working pressure	6 bar
Min-max air pressure	5/7 bar
Air consumption per cycle (6 bar)	5 lt
Stroke	6.5 mm
Max power (6 bar)	20000 N
Weight (without kit)	2.041 Kg
Vibrations	< 2,5 m/s ²
Noise level	76 dB (A)

Force
adjustment.



Optional

Description	Code
KIT938-Special extended head	3531800
Anti-scratch wing protection	4217600



RIV938S Hydropneumatic tool for rivet nuts from M3 to M8



1 PHASE TRIGGER
FORCE
ADJUSTMENT

Code 4143500

To place RIVSERT female
rivet nuts from M3 to M8.

RIV938S to place rivet nuts using force
adjustment.

Automatic screwing by positioning the tie rod
in the rivet nut, 1 PHASE rivet nut deformation and
unscrewing.

In order to avoid the use of a special rod, a system has
been designed to lodge an allen screw (hardness class
12.9), easy to find on the market and replace.

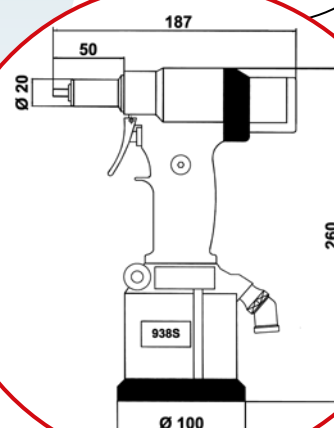
Advantages: kit assembling without use of the key | does
not require any regulation with the change in thickness | no
damage to the screw if the operation of deformation of the
rivet nut is repeated.

Spare parts for RIVSERT



Ø rivet nut	Kit	Kit code	* Screw code (DIN912 12.9)
M3	938S/03	3758400	3756600
M4	938S/04	3758500	3757500
M5	938S/05	3758600	3757900
M6	938S/06	3758700	3758200
M8	938S/08	4281200	4281500

* Screw is included in the "Kit code" and can be ordered separately.



RIV938S is supplied in a case without the frontal head
kit, which is composed by screw + head.
Choose the correct kit according to the size of the rivet
nut to be placed, and add it to the order
(see spare parts for RIVSERT).

Technical data and features

Air working pressure	6 bar
Min-max air pressure	5/7 bar
Air consumption per cycle (6 bar)	5 lt
Stroke	6.5 mm
Max power (6 bar)	14000 N
Weight (without kit)	1.868 Kg
Vibrations	< 2,5 m/s²
Noise level	76 dB (A)

Force
adjustment.



Optional

Description	Code
Anti-scratch wing protection	4217600



RIV912CP

Pedal hydropneumatic tool for rivet nuts from M3 to M12

RIV938CP

Pedal hydropneumatic tool for rivet nuts from M3 to M10



Code 4262500

To place RIVSERT female rivet nuts from M3 to M12 and RIVBOLT male rivet nuts, from M4 to M10.

The pedal can operate multiple tools simultaneously.

RIV912CP is supplied without the frontal head kit. Choose the correct kit according to the size of the rivet nut to be placed, and add it to the order (see the spare parts for RIVSERT).

Technical data and features

Air working pressure	6 bar
Min-max air pressure	5/6 bar
Air consumption per cycle (6 bar)	7.5 lt
Stroke	1/6.5 mm
Max power (6 bar)	22500 N
Weight (without kit)	2.501 Kg
Vibrations	< 2,5 m/s²
Noise level	78.5 dB (A)

Spare parts for RIVSERT



Ø rivet nut	Kit	Kit code	* Screw code (DIN912 12.9)
M3	912/03	3441100	3457600
M4	912/04	3441200	3470500
M5	912/05	3441300	3471900
M6	912/06	3441400	3472300
M8	912/08	3441500	3472800
M10	912/10	3441600	3473100
M12	912/12	3441700	3473300

* Screw is included in the "Kit code" and can be ordered separately.

Code 4262400

To place RIVSERT female rivet nuts from M3 to M10 and RIVBOLT male rivet nuts from M4 to M10.

The pedal can operate multiple tools simultaneously.

RIV938CP is supplied without the frontal head kit. Choose the correct kit according to the size of the rivet nut to be placed, and add it to the order (see the spare parts for RIVSERT).

Technical data and features

Air working pressure	6 bar
Min-max air pressure	5/7 bar
Air consumption per cycle (6 bar)	5 lt
Stroke	6.5 mm
Max power (6 bar)	20000 N
Weight (without kit)	2.041 Kg
Vibrations	< 2,5 m/s²
Noise level	76 dB (A)

Spare parts for RIVSERT



Ø rivet nut	Kit	Kit code	* Screw code (DIN912 12.9)
M3	938/03	3441100	3457600
M4	938/04	3441200	3470500
M5	938/05	3441300	3471900
M6	938/06	3441400	3472300
M8	938/08	3441500	3472800
M10	938/10	3441600	3473100

* Screw is included in the "Kit code" and can be ordered separately.



RIV939 Hydropneumatic tool for rivet nuts from M3 to M12



1 PHASE TRIGGER
FORCE
ADJUSTMENT

Code 4621500

To place RIVSERT female rivet nuts from M3 to M12 and RIVBOLT male rivet nuts from M4 to M10.

RIV939 to place rivet nuts using force adjustment. Automatic screwing by positioning the tie rod in the rivet nut, 1 PHASE rivet nut deformation and unscrewing. In order to avoid the use of a special rod, a system has been designed to lodge an allen screw (hardness class 12.9), easy to find on the market and replace.

Advantages: kit assembling without use of the key | does not require any regulation with the change in thickness | no damage to the screw if the operation of deformation of the rivet nut is repeated.

Spare parts for RIVSERT (metric)



Ø rivet nut	Kit	Kit code	* Screw code (DIN912 12.9)
M3	939/03	3441100	3457600
M4	939/04	3441200	3470500
M5	939/05	3441300	3471900
M6	939/06	3441400	3472300
M8	939/08	3441500	3472800
M10	939/10	3441600	3473100
M12	939/12	3441700	3473300

* Screw is included in the "Kit code" and can be ordered separately.

Spare parts for RIVSERT (UNC)



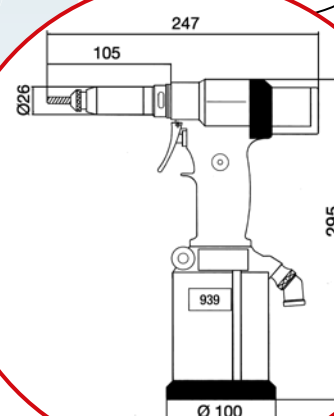
Ø rivet nut	Kit	Kit code	Tie rod code (special)
1/2-13 UNC	939/1/2-13	4361600	4187000

Spare parts for RIVBOLT



Ø rivet nut	Kit	Kit code	* Code (female tie rod)
M4	939/04B	3442300	3441900
M5	939/05B	3442400	3442000
M6	939/06B	3442500	3442100
M8	939/08B	3442600	3442200
M10	939/10B	4601900	4601800

* The female tie rod is included in the "Kit code" and can be ordered separately.



RIV939 is supplied in a case without the frontal head kit. Choose the correct kit according to the size of the rivet nut to be placed, and add it to the order (see the spare parts for RIVSERT/RIVBOLT).

Technical data and features


Air working pressure	6 bar
Min-max air pressure	5/7 bar
Air consumption per cycle (6 bar)	5 lt
Stroke	6.5 mm
Max power (6 bar)	26600 N
Weight (without kit)	2.200 Kg
Vibrations	< 2,5 m/s ²
Noise level	76 dB (A)

Force
adjustment.



Optional

Description	Code
KIT939-Special extended head	3531800
Anti-scratch wing protection	4217600



RIV939P8 Hydropneumatic tool for rivet nuts from M3 to M12

Stroke 8

new



1 PHASE TRIGGER
FORCE
ADJUSTMENT

Code 4844300

To place RIVSERT female rivet nuts from M3 to M12, RIVBOLT male rivet nuts from M4 to M10 and KEIRIV from M5 to M12.

RIV939P8 to place rivet nuts using force adjustment. Automatic screwing by positioning the tie rod in the rivet nut, 1 PHASE rivet nut deformation and unscrewing.

In order to avoid the use of a special rod, a system has been designed to lodge an allen screw (hardness class 12.9), easy to find on the market and replace.

Advantages: kit assembling without use of the key | does not require any regulation with the change in thickness | no damage to the screw if the operation of deformation of the rivet nut is repeated.

Spare parts for RIVSERT (metric)



Ø rivet nut	Kit	Kit code	* Screw code (DIN912 12.9)
M3	939/03	3441100	3457600
M4	939/04	3441200	3470500
M5	939/05	3441300	3471900
M6	939/06	3441400	3472300
M8	939/08	3441500	3472800
M10	939/10	3441600	3473100
M12	939/12	3441700	3473300

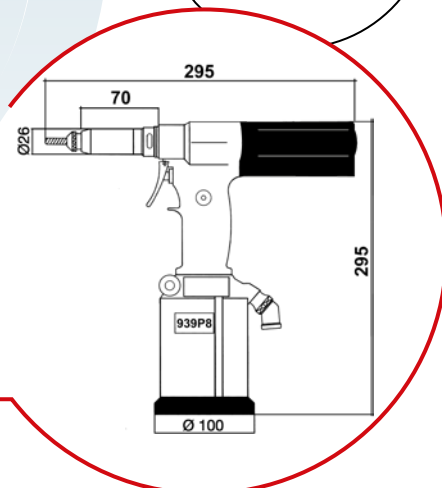
* Screw is included in the "Kit code" and can be ordered separately.

Spare parts for RIVBOLT



Ø rivet nut	Kit	Kit code	* Code (female tie rod)
M4	939/04B	3442300	3441900
M5	939/05B	3442400	3442000
M6	939/06B	3442500	3442100
M8	939/08B	3442600	3442200
M10	939/10B	4601900	4601800

* The female tie rod is included in the "Kit code" and can be ordered separately.



RIV939P8 is supplied in a case without the frontal head kit. Choose the correct kit according to the size of the rivet nut to be placed, and add it to the order (see the spare parts for RIVSERT/RIVBOLT/KEIRIV).

Technical data and features

Air working pressure	6 bar
Min-max air pressure	5/7 bar
Air consumption per cycle (6 bar)	5 lt
Stroke max	8 mm
Max power (6 bar)	19000 N
Weight (without kit)	2.200 Kg
Vibrations	< 2.5 m/s ²
Noise level	76 dB (A)



Spare parts for KEIRIV

Ø rivet nut	Kit	Kit code	* Screw code
M5	939P8/05	5403200	5528900
M6	939P8/06	5403300	5529000
M8	939P8/08	5403400	5529100
M10	939P8/10	5403500	5529200
M12	939P8/12	5403600	5529300

* Screw is included in the "Kit code" and can be ordered separately.

Force
adjustment.



RIV941 Hydropneumatic tool for rivet nuts from M3 to M10



1 PHASE TRIGGER
2 ADJUSTMENT
SYSTEMS
(STROKE AND FORCE)

Code 4292300

To place RIVSERT female rivet nut, from M3 to M10 and RIVBOLT male rivet nut, from M4 to M10.

RIV941 to place rivet nuts using 2 adjustment systems in just 1 tool: stroke and force.

Automatic screwing by positioning the tie rod in the rivet nut, 1 PHASE rivet nut deformation and unscrewing.

In order to avoid the use of a special rod, a system has been designed to lodge an allen screw (hardness class 12.9), easy to find on the market and replace.

Advantages: kit assembling without use of the key | does not require any regulation with the change in thickness | no damage to the screw if the operation of deformation of the rivet nut is repeated.

Spare parts for RIVSERT



Ø rivet nut	Kit	Kit code	* Screw code (DIN912 12.9)
M3	941/03	3441100	3457600
M4	941/04	3441200	3470500
M5	941/05	3441300	3471900
M6	941/06	3441400	3472300
M8	941/08	3441500	3472800
M10	941/10	3441600	3473100

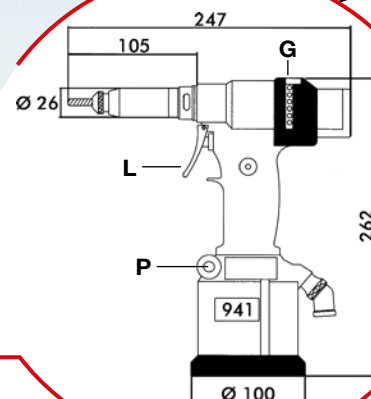
* Screw is included in the "Kit code" and can be ordered separately.

Spare parts for RIVBOLT



Ø rivet nut	Kit	Kit code	Code (female tie rod)
M4	941/04B	3442300	3441900
M5	941/05B	3442400	3442000
M6	941/06B	3442500	3442100
M8	941/08B	3442600	3442200
M10	941/10B	4601900	4601800

* The female tie rod is included in the "Kit code" and can be ordered separately.



RIV941 is supplied in a case without the frontal head kit. Choose the correct one, according to the fastener to be placed, and order it separately (see the spare parts for RIVSERT/RIVBOLT).

ADJUSTMENT (check the technical drawing):

- 1) Pressure adjustment through the knob rotation (P).
- 2) Stroke adjustment through the ring nut (G).
- 3) By pulling the trigger the rivet nut gets deformed and unscrewed (L).

Technical data and features

Air working pressure	6 bar
Min-max air pressure	5/7 bar
Air consumption per cycle (6 bar)	5 lt
Stroke	6.5 mm
Max power (6 bar)	19000 N
Weight (without kit)	2.100 Kg
Vibrations	< 2,5 m/s²
Noise level	76 dB (A)



Force adjustment.



Stroke adjustment.



RIV942 Hydropneumatic tool for rivet nuts from M4 to M12



2 PHASES TRIGGER
2 ADJUSTMENT
SYSTEMS
(STROKE AND FORCE)

Code 1701600

To place RIVSERT female rivet nuts from M4 to M12 and RIVBOLT male rivet nut from M4 to M10.

RIV942 to place rivet nuts using 2 adjustment systems in just 1 tool: stroke and force.

Automatic screwing by positioning the tie rod in the rivet nut, 1 PHASE rivet nut deformation 2 PHASE rivet nut unscrewing.

In order to avoid the use of a special rod, a system has been designed to lodge an allen screw (hardness class 12.9), easy to find on the market and replace.

Advantages: kit assembling without use of the key | does not require any regulation with the change in thickness | no damage to the screw if the operation of deformation of the rivet nut is repeated.

Spare parts for RIVSERT



Ø rivet nut	Kit	Kit code	* Screw code (DIN912 12.9)
M4	942/04	3441200	3470500
M5	942/05	3441300	3471900
M6	942/06	3441400	3472300
M8	942/08	3441500	3472800
M10	942/10	3441600	3473100
M12	942/12	4259200	3473300

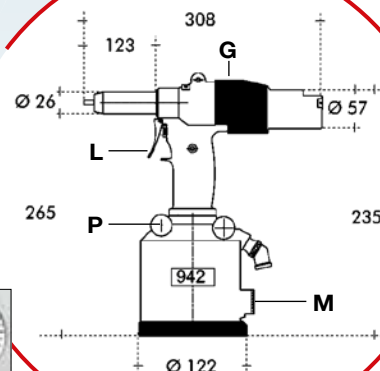
* Screw is included in the "Kit code" and can be ordered separately.

Spare parts for RIVBOLT



Ø rivet nut	Kit	Kit code	* Code (female tie rod)
M4	942/04B	3442300	3441900
M5	942/05B	3442400	3442000
M6	942/06B	3442500	3442100
M8	942/08B	4259400	3442200
M10	942/10B	4601900	4601800

* The female tie rod is included in the "Kit code" and can be ordered separately.



RIV942 is supplied in a case without the frontal head kit. Choose the correct one, according to the fastener to be placed, and order it separately (see the spare parts for RIVSERT/RIVBOLT).

ADJUSTMENT (check the technical drawing):

- 1) Pressure adjustment through the knob rotation (P) and keeping the trigger (L) pushed on the first step (traction) you can read the air pressure value on the manometer (M).
- 2) Stroke adjustment through the ring nut (G).

Technical data and features

Air working pressure	6 bar
Min-max air pressure	5/7 bar
Air consumption per cycle (6 bar)	7.5 lt
Stroke	10 mm
Max power (6 bar)	31000 N
Weight (without kit)	3.100 Kg
Vibrations	< 2,5 m/s ²
Noise level	< 80 dB (A)



Manometer for
air pressure adjustment.



Stroke
adjustment.



RIV949 Vertical hydropneumatic tool for rivet nuts from M3 to M12



1 PHASE TRIGGER
2 ADJUSTMENT
SYSTEMS
(STROKE AND FORCE)

Code 4560800

To place RIVSERT female rivet nuts from M3 to M12 and RIVBOLT male rivet nuts, from M4 to M10.

RIV949 to place rivet nuts using 2 adjustment systems in just 1 tool: stroke and force.

Automatic screwing by positioning the tie rod in the rivet nut, 1 PHASE rivet nut deformation and unscrewing. In order to avoid the use of a special rod, a system has been designed to lodge an allen screw (hardness class 12.9), easy to find on the market and replace. This innovative technical device makes vertical down applications quicker and fatigue-proof as it can be hung on a balancer.

It's possible to provide the head without booster.

Model	Code
RIV949T	5042300



Spare parts for RIVSERT (metric)



Ø rivet nut	Kit	Kit code	* Screw code (DIN912 12.9)
M3	949/03	3441100	3457600
M4	949/04	3441200	3470500
M5	949/05	3441300	3471900
M6	949/06	3441400	3472300
M8	949/08	3441500	3472800
M10	949/10	3441600	3473100
M12	949/12	3441700	3473300

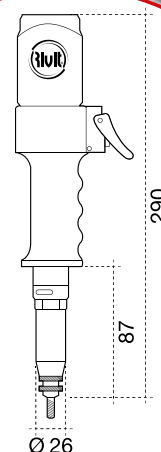
* Screw is included in the "Kit code" and can be ordered separately.

Spare parts for RIVBOLT



Ø rivet nut	Kit	Kit code	* Code (female tie rod)
M4	949/04B	3442300	3441900
M5	949/05B	3442400	3442000
M6	949/06B	3442500	3442100
M8	949/08B	3442600	3442200
M10	949/10B	4601900	4601800

* The female tie rod is included in the "Kit code" and can be ordered separately.



RIV949 is supplied without the frontal head kit. Choose the correct one, according to the fastener to be placed, and order it separately (see the spare parts for RIVSERT/RIVBOLT).

Technical data and features

Air working pressure	6 bar
Min-max air pressure	5/7 bar
Stroke	6.5 mm
Tensile strength (6 bar)	23500 N
Weight (without handle)	2.0 Kg
Total weight	21.0 Kg
Hose length	2.5 m
Box dimensions	500x300x210 mm
Vibrations	< 2,5 m/s ²
Noise level	76.0 dB (A)

If the tensile strength declared is not sufficient, the booster can be customized according to the product needs.

Optional

Description	Code
Arm	4811800
Trolley with wheels	4811900

For complete details about the arm and trolley see page 49.



RIV916 Hydropneumatic tool for rivet nuts from M4 to M10



1 PHASE TRIGGER
STROKE
ADJUSTMENT

Code 4154500

16 mm stroke.

To place TUBRIV and JACKRIV rivet nuts from M4 to M10.

RIV916 comes from the need of a fixing tool with a stroke 16 mm long for the application of special rivet nuts, such as TUBRIV and JACKRIV. Automatic screwing by positioning the tie rod in the rivet nut, 1 PHASE rivet nut deformation and unscrewing.

In order to avoid the use of a special rod, a system has been designed to lodge an allen screw (hardness class 12.9), easy to find on the market and replace.

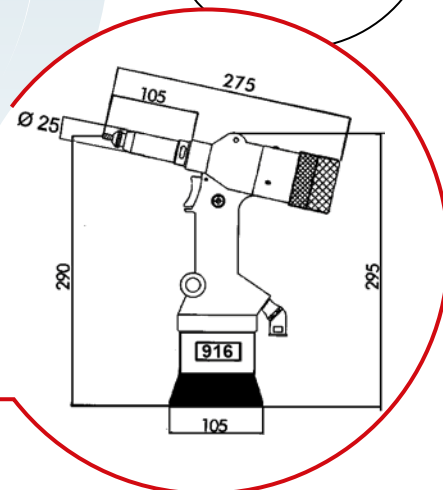
Advantages: kit assembling without use of the key | does not require any regulation with the change in thickness | no damage to the screw if the operation of deformation of the rivet nut is repeated.

Spare parts for JACKRIV/TUBRIV



Ø rivet nut	Kit	Kit code	* Screw code (DIN912 12.9)
M4	916/04	4186300	4186400
M5	916/05	4186500	4186600
M6	916/06	4186700	4186800
M8	916/08	4186900	4187000
M10	916/10	4187100	4187200

* Screw is included in the "Kit code" and can be ordered separately.



RIV916 is supplied in a case without the frontal head kit. Choose the correct one, according to the fastener to be placed, and order it separately (see the spare parts for JACKRIV/TUBRIV).

Technical data and features

Air working pressure	6 bar
Min-max air pressure	5/7 bar
Air consumption per cycle (6 bar)	7.5 lt
Stroke	16 mm
Max power (6 bar)	13000 N
Weight (without kit)	2.558 Kg
Vibrations	< 2,5 m/s ²
Noise level	78.5 dB (A)

Examples of application



Jackriv



Tubriv



RIV916B Hydropneumatic tool for rivet nuts from M8 to M20



1 PHASE TRIGGER
2 ADJUSTMENT
SYSTEMS
(STROKE AND FORCE)

Code 4194400

(hose 3 meters)

Code 5090500

(hose 5 meters)

To place RIVSERT rivet nuts from M8 to M20.

RIV916B to place rivet nuts using 2 adjustment systems in just one tool: stroke and force.

Automatic screwing by positioning the tie rod in the rivet nut, 1 PHASE rivet nut deformation and unscrewing.

In order to avoid the use of a special rod, a system has been designed to lodge an allen screw (hardness class 12.9), easy to find on the market and replace.

Advantages: kit assembling without use of the key | does not require any regulation with the change in thickness | no damage to the screw if the operation of deformation of the rivet nut is repeated.

Spare parts for RIVSERT (metric)



Ø rivet nut	Kit	Kit code	* Screw code (DIN912 12.9)
M8	916B/08	4228600	4227600
M10	916B/10	4228800	4227900
M12	916B/12	4228900	4228200

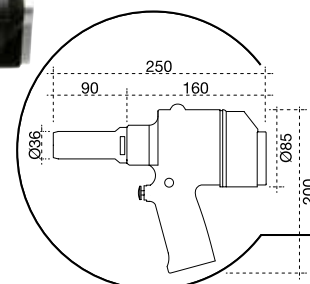
* Screw is included in the "Kit code" and can be ordered separately.

Ø rivet nut	Kit	Kit code	Tie rod code (special)
M14	916B/14	4229000	4228500
M16	916B/16	4208800	4209000
M20	916B/20	4702800	4702700

Spare parts for RIVSERT (UNC)



Ø rivet nut	Kit	Kit code	Tie rod code (special)
5/16-18UNC	916B/5/16-18	4698100	-
3/8-16UNC	916B/3/8-16	4698200	-
1/2-13UNC	916B/1/2-13	4466700	-
5/8-11UNC	916B/5/8-11	4355400	4363400
3/4-10UNC	916B/3/4-10	4366300	4366400



RIV916B is supplied with external sleeve code 4365800 for kits from M16 to M20. To use kits for M8, M10, M12 and M14 please ask for external sleeve code 4238300.

RIV916B is supplied without the frontal head kit. Choose the correct kit according to the size of the rivet nut to be placed, and add it to the order (see the spare parts for RIVSERT).

Technical data and features

Supplying pressure	6 bar
Min/max air pressure	5/7 bar
Tensile strength (6 bar)	80000 N
Cylinder stroke	1-15 mm
Handle weight (without kit)	2.6 Kg
Total weight	34.2 Kg
Hose length	3.0 m - 1/4" gas
Oil pressure	300 bar
Booster dimensions (WxDxH)	49.5x39.5x25.0
Vibrations	< 2.5 m/s ²
Noise level	78.1 dB (A)
Intensification ratio	50 : 1

If the tensile strength declared is not sufficient enough, the booster can be customized according to the product needs.

Spare parts for RIVSERT on request

Ø rivet nut	Kit	Kit code	Tie rod code (special)
M18	-	-	-
5/16-24UNF	-	-	-
3/8-24UNF	-	-	-
1/2-20UNF	-	-	-
3/4-16UNF	-	-	-




RIV806

Air gun tool for rivet nuts from M3 to M5



RIV810

Air gun tool for rivet nuts from M6 to M10



► Code 4197000

To place rivet nuts from M3 to M5 (M6 aluminium only).

Ergonomic, coated structure for the comfort of the operator. Dual air inlet (right/left). Built-in exhaust muffler to minimize the tool noise. Rocking trigger for the ease of operational control.

RIV806 is supplied with M6 kit.

Technical data and features

Air working pressure	6.2 bar
Min-max air pressure	5/7 bar
Air consumption per cycle (6 bar)	9.9 lt
Speed	1500 rpm
Weight (without kit)	1.022 Kg
Vibrations	< 2,5 m/s²
Noise level	95 dB (A)

Spare parts for RIVSERT



Ø rivet nut	Kit	Kit code	* Screw code (DIN912 12.9)
M3	806/03	4197500	24055GR
M4	806/04	4197600	21912GR
M5	806/05	4197700	21911GR
** M6	806/06	4218100	21910GR

Spare parts for RIVSERT (UNC)



Ø rivet nut	Kit	Kit code	* Screw code (DIN912 12.9)
6-32 UNC	806/6-32	5387000	53919GR
8-32 UNC	806/8-32	5387100	53920GR
10-24 UNC	806/10-24	5387200	53921GR
1/4-20 UNC	806/1/4-20	5387300	53922GR

* Screw is included in the "Kit code" and can be ordered separately.

** Assembled on head (included).

► Code 4197100

To place rivet nuts from M6 to M10.

Ergonomic, coated structure for the comfort of the operator. Dual air inlet (right/left). Built-in exhaust muffler to minimize the tool noise. Rocking trigger for the ease of operational control.

RIV810 is supplied with M8 kit.

Technical data and features

Air working pressure	6.2 bar
Min-max air pressure	5/7 bar
Air consumption per cycle (6 bar)	9.9 lt
Speed	500 rpm
Weight (without kit)	1.275 Kg
Vibrations	< 2,5 m/s²
Noise level	95 dB (A)

Spare parts for RIVSERT



Ø rivet nut	Kit	Kit code	* Screw code (DIN912 12.9)
M6	810/06	4218100	21910GR
** M8	810/08	4218200	23709GR
M10	810/10	4197800	21930GR

Spare parts for RIVSERT (UNC)



Ø rivet nut	Kit	Kit code	* Screw code (DIN912 12.9)
5/16-18 UNC	810/5/16-18	5387400	53923GR

* Screw is included in the "Kit code" and can be ordered separately.

** Assembled on head (included).

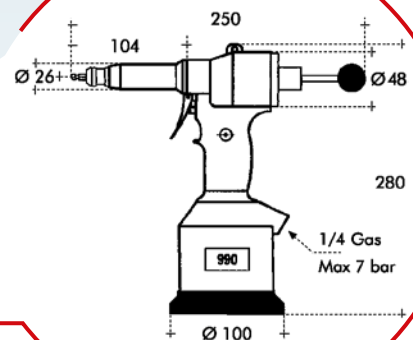


3/8" gas air connector.

Adjusting air knob according to the rivet nut to be placed.



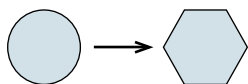
RIV990 Hydropneumatic hexcutter tool for hex holes from M4 to M10



Code 2986300

To place hexagonal RIVSERT rivet nuts from M4 to M10.

A round off system, thanks to a special punch housed in the front of the head, **can easily transform a round hole into a hexagonal one.** This allows the use of hexagonal rivet nuts on already folded profiles and on metal boxes.



Optional

Hexagonal rivet nut	Punch code	Die code
* M4	4196900	-
M5	2974900	2975300
M6	2925000	2925100
M8	2975000	2975400
** M10	2975100	2975500

* Complete kit supplied with hex. die 6 + punch for M4 rivet nut.

** Complete kit supplied with hex. die 13 + punch for M10 rivet nut (**4520500**).



Punch + die



Die



Punch

Examples of application



RIV990 is supplied in a case without punches and dies. Order the proper punch and die separately, according to the size of the rivet nut to be placed (see the table for optional accessories).

Technical data and features

Air working pressure	6 bar
Min-max air pressure	5/7 bar
Air consumption per cycle (6 bar)	2.5 lt
Stroke	6 mm
Max power (6 bar)	19000 N
Weight (without kit)	2.133 Kg
Vibrations	< 2,5 m/s²
Noise level	< 80 dB (A)

Size	Predrilled	Hexagon
M4	6.25	6
M5	7.25	7
M6	* 9.25-9.50	9
M8	* 11.25-11.50	11
M10	* 13.25-13.50	13

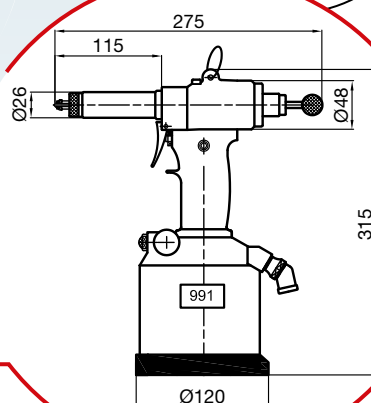
* Depending on the thickness of the used material.

Sheet metal thickness

Size	Aluminium	Steel	S/Steel
M4	0.5-2.5	0.5-1.5	0.5-1.5
M5	0.5-4.5	0.5-3.0	0.5-1.5
M6	0.5-4.5	0.5-3.0	0.5-1.5
M8	0.5-4.5	0.5-3.0	0.5-1.5
M10	0.5-4.5	0.5-3.0	0.5-1.5



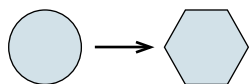
RIV991 Hydropneumatic hexcutter tool for hex holes from M5 to M12



Code 4630400

To place hexagonal RIVSERT rivet nuts from M5 to M12.

A round off system, thanks to a special punch housed in the front of the head, **can easily transform a round hole into a hexagonal one.** This allows the use of hexagonal rivet nuts on already folded profiles and on metal boxes.



Optional

Hexagonal rivet nut	Punch code	Die code
M5	2974900	2975300
M6	2925000	2925100
M8	2975000	2975400
* M10	4669500	2975500
** M12	4669400	4669300

* Complete kit supplied with hex. die 13 + punch for M10 rivet nut (**4631900**).

** Complete kit supplied with hex. die 16 + punch for M12 rivet nut (**4669200**).



Punch + die



Die



Punch

Examples of application



RIV991 is supplied in a case without punches and dies. Order the proper punch and die separately, according to the size of the rivet nut to be placed (see the table for optional accessories).

Technical data and features

Air working pressure	6 bar
Min-max air pressure	5/7 bar
Air consumption per cycle (6 bar)	2.5 lt
Stroke	12 mm
Max power (6 bar)	21000 N
Weight (without kit)	2.400 Kg
Vibrations	< 2,5 m/s²
Noise level	< 80 dB (A)

Size	Predrilled	Hexagon
M5	7.25	7
M6	* 9.25-9.50	9
M8	* 11.25-11.50	11
M10	* 13.25-13.50	13
M12	* 16.25-16.50	16

* Depending on the thickness of the used material.

Sheet metal thickness

Size	Aluminium	Steel	S/Steel
M5	0.5-5.0	0.5-3.0	0.5-1.5
M6	0.5-6.0	0.5-3.0	0.5-1.5
M8	0.5-6.0	0.5-3.0	0.5-1.5
M10	0.5-6.0	0.5-3.0	0.5-1.5
M12	0.5-6.0	0.5-3.0	0.5-1.5



RIV502 Hydropneumatic riveting tool for standard blind rivets



Code 4102900

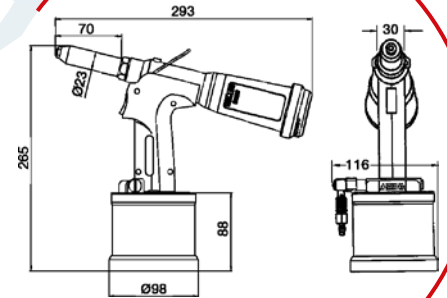

To place standard blind rivets, up to Ø 4.0, in all materials (for aluminium only Ø 4.8).

RIV502 is a hydropneumatic tool with retention of the blind rivet and capture of the separated mandrel. Plastic handle and aluminium body make the tool light and handy, and consequently easy to use for operators. RIV502 combines functionality with a highly competitive price, which makes it very attractive for those who use this kind of tool continuously and professionally.

Fittings

Description	Pc	Code
Nosepiece Ø 2.4 mm	1	4199000
Nosepiece Ø 3.0-3.2 mm	1	4199100
Nosepiece Ø 4.0 mm (on head)	1	4199200
Nosepiece Ø 4.8 mm	1	4169100
Jaws (3 pcs)	2	1250100
Jaw opener Ø 2.4-3.2 mm	1	4136700
Jaw opener Ø 4.0-4.8 mm (on head)	1	4136600
Jaw return spring	1	4136800
Jaws carrier cone	1	4136500
Oil syringe	1	-
Oil	1	-
Hexagonal allen wrench 3 mm	1	-
10-12 mm wrench	1	-
15-16 mm wrench	1	-
16-17 mm wrench	1	-

The tool is supplied with kit Ø 4.0 already assembled.



Technical data and features

Air working pressure	5 bar
Min-max air pressure	3/7 bar
Air consumption per cycle (6 bar)	2.6 lt
Stroke	20 mm
Max power (6 bar)	8500 N
Weight	1.429 Kg
Vibrations	< 2,5 m/s²
Noise level	77.5 dB (A)



Knob for suction adjusting.



RIV503 Hydropneumatic tool for standard & structural blind rivets



Code 4035700

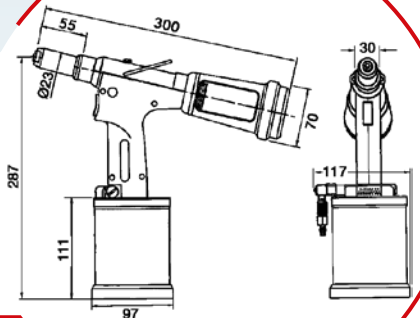
**To place standard blind rivets,
up to Ø 4.8, in all materials
(for aluminium only Ø 6.0).**

RIV503 is a hydropneumatic tool with retention of the blind rivet and capture of the separated mandrel. Plastic handle and aluminium body make the tool light and handy, and consequently easy to use for operators. RIV503 combines functionality with a highly competitive price, which makes it very attractive for those who uses this kind of tool continuously and professionally.

Fittings

Description	Pc	Code
Nosepiece Ø 2.4 mm	1	4199000
Nosepiece Ø 3.2 mm	1	4199100
Nosepiece Ø 4.0 mm	1	4199200
Nosepiece Ø 4.8 mm (on head)	1	4169100
Nosepiece Ø 6.0 mm for aluminium	1	4041700
Nosepiece Ø 4.8-3/16 for Monriv rivet	1	2524800
Jaws (3 pcs)	2	1250100
Jaw opener	1	4139200
Jaw return spring	1	4134000
Jaws carrier cone	1	4133800
Oil syringe	1	-
Oil	1	-
Hexagonal allen wrench 3 mm	1	-
10-12 mm wrench	1	-
16-17 mm wrench	2	-

The tool is supplied with kit Ø 4.8 already assembled.



Technical data and features

Air working pressure	6 bar
Min-max air pressure	5/7 bar
Air consumption per cycle (6 bar)	4.35 lt
Stroke	20 mm
Max power (6 bar)	10900 N
Weight	1.546 Kg
Vibrations	< 2,5 m/s²
Noise level	78 dB (A)

Optional

Picture	Description	Code
	Kit 503 - extension 100 mm	4204300
	Kit 503 - extension 200 mm	4226800



RIV504 Hydropneumatic tool for standard & structural blind rivets



Code 4035800

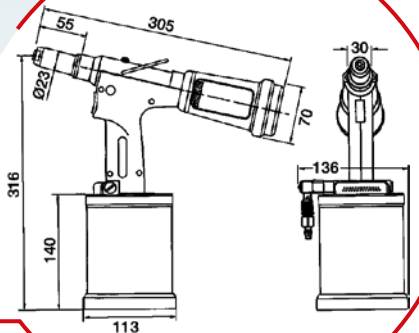
To place standard and structural blind rivets, up to Ø 6.4, in all materials.

RIV504 is a hydropneumatic tool with retention of the blind rivet and capture of the separated mandrel. Plastic handle and aluminium body make the tool light and handy, and consequently easy to use for operators. RIV504 combines functionality with a highly competitive price, which makes it very attractive for those who uses this kind of tool continuously and professionally.

Fittings

Description	Pc	Code
Nosepiece Ø 4.0 mm	1	4199200
Nosepiece Ø 4.8 mm	1	4169100
Nosepiece Ø 4.8-3/16 mm for Monriv rivet	1	2524800
Nosepiece Ø 6.4-1/4 mm for Monriv rivet	1	4041900
Nosepiece Ø 6.4 mm for Lockriv rivet	1	4173500
Nosepiece Ø 6.4 mm for standard (on head)	1	4041700
Nosepiece Ø 6.4 mm for Magnariv rivet	1	4041800
Jaws (3 pcs)	2	1249200
Jaw opener	1	4133900
Jaw return spring	1	4134000
Jaws carrier cone	1	4133800
Oil syringe	1	-
Oil	1	-
Hexagonal allen wrench 3 mm	1	-
10-12 mm wrench	1	-
16-17 mm wrench	2	-

The tool is supplied with kit Ø 6.4 already assembled.



Technical data and features

Air working pressure	6 bar
Min-max air pressure	5/7 bar
Air consumption per cycle (6 bar)	4.8 lt
Stroke	26 mm
Max power (6 bar)	16000 N
Weight	1.866 Kg
Vibrations	< 2,5 m/s²
Noise level	78.5 dB (A)

Optional

Picture	Description	Code
	Kit 504 - extension 100 mm	4204300
	Kit 504 - extension 200 mm	4226800



RIV506 Hydropneumatic tool for structural blind rivets

Code 4692100

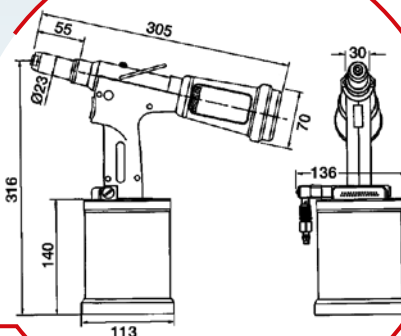
**To place structural blind rivets,
in all materials, Ø 6.4 (Magnariv, Monriv)
and Gtrriv Ø 7.7.**

RIV506 is a hydropneumatic tool with retention of the blind rivet and capture of the separated mandrel. Plastic handle and aluminium body make the tool light and handy, and consequently easy to use for operators. RIV506 combines functionality with a highly competitive price, which makes it very attractive for those who uses this kind of tool continuously and professionally.

Fittings

Description	Pc	Code
Nosepiece Ø 4.8 mm	1	4169100
Nosepiece Ø 6.4 mm for structural rivets (on head)	1	4724400
Nosepiece Ø 4.8-3/16 mm for Monriv rivet	1	2524800
Nosepiece Ø 6.4-1/4 mm for Monriv rivet	1	4041900
Nosepiece Ø 6.4 mm for Lockriv rivet	1	4173500
Nosepiece Ø 6.4 mm for standard rivets	1	4041700
Nosepiece Ø 6.4 mm for Magnariv rivet	1	4041800
Jaws (3 pcs)	2	4723300
Jaw opener	1	4133900
Jaw return spring	1	4134000
Jaws carrier cone	1	4133800
Oil syringe	1	-
Oil	1	-
Hexagonal allen wrench 3 mm	1	-
10-12 mm wrench	1	-
16-17 mm wrench	2	-

The tool is supplied with kit Ø 6.4 for structural blind rivets already assembled.



Technical data and features

Air working pressure	6 bar
Min-max air pressure	5/7 bar
Air consumption per cycle (6 bar)	4.8 lt
Stroke	20 mm
Max power (6 bar)	18000 N
Weight	1.866 Kg
Vibrations	< 2,5 m/s²
Noise level	78.5 dB (A)

RIV505 Hydropneumatic tool for standard & structural blind rivets



Code 3187100

To place standard and structural blind rivets up to Ø 4.8, all alloys, and up to Ø 6.0 for aluminium only.

- RIV505 is a hydropneumatic tool fitted out with a double function of the mandrel suction:
- 1) The mandrel is intaken only after the blind rivet has been set using exhaust air.
 - 2) When working in vertical position, open the suction valve to hold the mandrel.

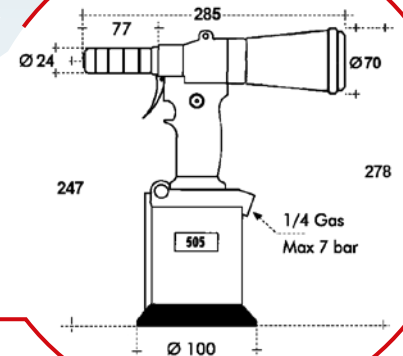

Advantages: 360° rotating air inlet | Ergonomic handle | Balanced weight | Double hook for balancer.

Fittings

Picture	Description	Pc	Code
	Nosepiece Ø 3.0/3.2 mm	1	4279100
	Nosepiece Ø 3.4/4.0 mm	1	4279200
	Nosepiece Ø 4.8 mm (on head)	1	4304100
	Nosepiece Ø 6.0 mm (alu only)	1	4304200



Double hook for balancer.



RIV505 is sold in a case with Ø 3.0/3.2 - 3.4/4.0 - 4.8 - 6.0 nosepieces.

Technical data and features

Air working pressure	6 bar
Min-max air pressure	5/7 bar
Air consumption per cycle (6 bar)	1.5 lt
Stroke	18 mm
Max power (6 bar)	9750 N
Weight	2.080 Kg
Vibrations	< 2,5 m/s²
Noise level	76 dB (A)

Optional

Picture	Description	Code
	Nosepiece for Monriv rivets Ø 4.8 3/16	2524800
	Angular head for blind rivets Ø 2.4-4.8	Code 4210200
	Extension 100	Code 4348800
	Extension 150	Code 4348900
	Extension 200	Code 4349000
	KIT505/A reduced special head Ø 19x47*	Code 4702200
	KIT505/B reduced special head Ø 19x140*	Code 5122800

* A special sleeve is available for all standard and structural blind rivets up to Ø 4.0, aluminium up to Ø 4.8.



RIV503BH Hydropneumatic tool for standard blind rivets

Code 5123300

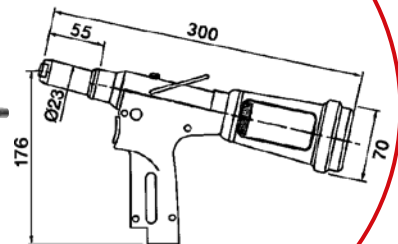
To place standard blind rivets,
up to Ø 4.8, in all materials
(for aluminium only Ø 6.0).

RIV503BH is a hydropneumatic tool with retention of the blind rivet and capture of the separated mandrel. Designed with plastic handle and separated booster, in a way to make the tool light and handy.

Fittings

Description	Pc	Code
Nosepiece Ø 2.4 mm	1	4199000
Nosepiece Ø 3.2 mm	1	4199100
Nosepiece Ø 4.0 mm	1	4199200
Nosepiece Ø 4.8 mm (on head)	1	4169100
Nosepiece Ø 6.0 mm for aluminium	1	4041700
Nosepiece Ø 4.8-3/16 mm for Monriv rivet	1	2524800
Jaws (3 pcs)	2	1250100
Jaw opener	1	4139200
Jaw return spring	1	4134000
Jaws carrier cone	1	4133800
Oil syringe	1	-
Oil	1	-
Hexagonal allen wrench 3 mm	1	-
10-12 mm wrench	1	-
16-17 mm wrench	2	-

The tool is supplied with kit Ø 4.8 already assembled.



With booster.
Tube length 220 cm.

Technical data and features


Air working pressure	6 bar
Min-max air pressure	5/7 bar
Air consumption per cycle (6 bar)	4.35 lt
Stroke	25 mm
Max power (6 bar)	12000 N
Weight	1.200 Kg
Vibrations	< 2,5 m/s²
Noise level	78 dB (A)

Optional

Picture	Description	Code
	Kit 503BH - extension 100 mm	4204300
	Kit 503BH - extension 200 mm	4226800



RIVSMR Modular system with tool for blind rivets



To place standard and structural blind rivets, and lockbolts.

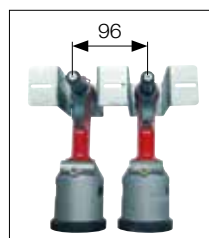
The choice of the modular system RIVSMR is strongly suggested when you have to make multiple placement of blind rivets with more than one rivet tool through the drive pedal, optimizing the cost of the workstation.

NB: The bench is only for demonstration, it is not provided.

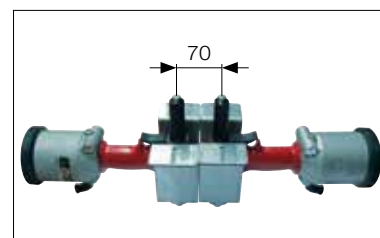
Parts of the workstation

Picture	Description	Code
	RIV505	3187100
	RIV508	3008000
	Support	4282800
	Hose connection	3157500
	Hose for mandrels discharge	3157400
	Pedal drive	4283000
	Trigger drive	4443200

Positioning examples




Wheelbase 96 mm.



Wheelbase 70 mm.

Examples of heads on the work bench



We recommend a **33 mm hole** to unscrew the sleeve for jaws replacing.

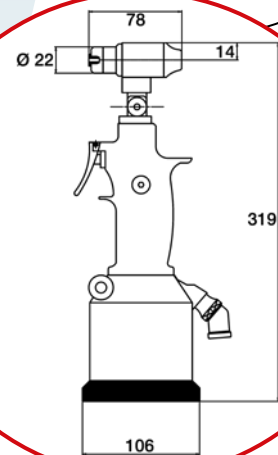
RIV536 Hydropneumatic tool for blind rivets with 360° rotating head



Code 4420100

To place all alloy blind rivets up to Ø 4.8 with smooth rivet mandrel < Ø 2.9 (not knurled).

RIV536 is a hydropneumatic tool for blind rivets featuring an angular head which allows installing of blind rivets in difficult-to-reach and blind-sided parts. The head can rotate 360° and can be oriented in any positions from 0° to 180°, facilitating the installation of the rivet at any angle.



RIV536 is sold in a case with Ø 2.4 - 3.0/3.2 - 3.4/4.0 - 4.8 nosepieces.

Fittings

Picture	Description	Pc	Code
	Nosepiece Ø 2.4 mm	1	0189400
	Nosepiece Ø 3.0/3.2 mm	1	0176500
	Nosepiece Ø 3.4/4.0 mm	1	0176600
	Nosepiece Ø 4.8 mm	1	0176900
	Clamps (3 pc)	2	4260500

Technical data and features

Air working pressure	6 bar
Min-max air pressure	5/7 bar
Air consumption per cycle (6 bar)	1.5 lt
Stroke	14 mm
Max power (6 bar)	8500 N
Weight	1.803 Kg
Vibrations	< 2,5 m/s²
Noise level	76 dB (A)

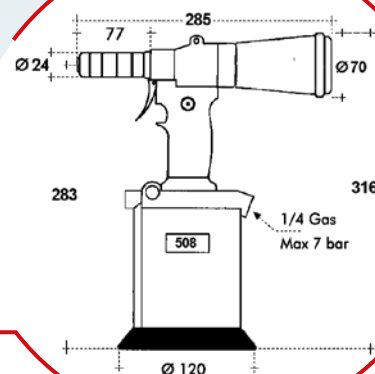
360° head rotation (horizontal) and from 0° to 180° (vertical)



Vertical application.



RIV508 Hydropneumatic tool for structural blind rivets and lockbolts



Code 3008000

To place structural blind rivets from Ø 4.8 to Ø 7.8 and lockbolts Ø 4.8 and Ø 6.4.

RIV508 is a reversible tool. It is supplied without head. Different kits of standard front heads are available on request. Fitted out with a system of blind rivet suction and nail recovery.

Optional



Extensions 100-150-200 mm.
Code **4348800-4348900-4349000**



Collar cutter heads for standard collar (not flanged) Ø 4.8 and Ø 6.4.
Code **4047100-4047200**



Deflector kit for lockbolts.
Code **3259500**

Head kits

Picture	Kit	Description	Kit code
	508/50R48	Head for standard and structural blind rivets Ø 4.8	4303400
	* 508/50R	Head for blind rivets Ø 6.0, 6.4, 7.8 and for structural blind rivets Ø 6.4 (Magnariv, Magnarivgrip, Monriv, Lockriv)	3123100
	508/80R	Head for Lockriv structural blind rivets Ø 7.8	3123200
	508/80RX	Head for Lockriv stainless steel structural blind rivets Ø 7.8	4729400
	508/100R	Head for structural aluminium blind rivets Ø 9.8 (Lockriv and Magnariv)	4609600
	508/50B	Complete head for Rivlock lockbolts Ø 4.8 - Property class 5.8	3020900
	508/64B	Complete head for Rivlock lockbolts Ø 6.4 - Property class 5.8	3020700
	508/64B/1	Complete head for Rivblock lockbolts Ø 6.4	3020700 + 2973000 **
	508/64B/2	Complete head for Rivtainer lockbolts Ø 6.4	3020700 + 4193200 ***
	508/50G	Complete head for Rivlockgrip lockbolts Ø 4.8 - Property class 5.8	3118400
	508/64G	Complete head for Rivlockgrip lockbolts Ø 6.4 - Property class 5.8	3119700

* Specific equipments are available on request, in order to use kit 508/50R Monriv Ø 6.4 and standard blind rivets Ø 7.8.

** To place Rivblock couple the special external cone without collar - code **2973000**.

***To place Rivtainer couple the special external cone with collar - code **4193200**.



RIV508B Hydropneumatic tool for blind rivets and lockbolts



Code 0114000

To place structural blind rivets up to Ø 7.8 and lockbolts up to Ø 6.4.

RIV508B features an aluminium light handle, which is connected to a control unit where are located the intensifier, the oil tank and the valve for nail intake.



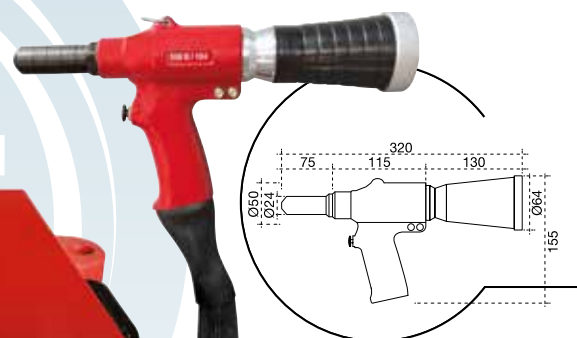
Head kits

Picture	Kit	Description	Kit code
	508B/50R48	Head for standard and structural blind rivets Ø 4.8	4618800
	* 508B/50R	Head for blind rivets Ø 6.0, 6.4, 7.8 and for structural blind rivets Ø 6.4 (Magnariv, Magnarivgrip, Monriv, Lockriv)	2290100
	508B/80R	Head for Lockriv structural blind rivets Ø 7.8	2231200
	508B/80RX	Head for Lockriv stainless steel structural blind rivets Ø 7.8	4729400
	508B/100R	Head for structural aluminium blind rivets Ø 9.8 (Lockriv and Magnariv)	4609600 ⁺ ^{**}
	508B/50B	Complete head for Rivlock lockbolts Ø 4.8 - Property class 5.8	3020900 ⁺ ^{***}
	508B/64B	Complete head for Rivlock lockbolts Ø 6.4 - Property class 5.8	3020700
	508B/64B/1	Complete head for Rivblock lockbolts Ø 6.4	3020700 2973000
	508B/64B/2	Complete head for Rivtainer lockbolts Ø 6.4	3020700 4193200
	508B/50G	Complete head for Rivlockgrip lockbolts Ø 4.8 - Property class 5.8	3118400
	508B/64G	Complete head for Rivlockgrip lockbolts Ø 6.4 - Property class 5.8	3119700

* Specific equipments are available on request, in order to use kit 508B/50R, Monriv Ø 6.4 and standard blind rivets Ø 7.8.

** To place Rivblock couple the special external cone without collar - code **2973000**.

*** To place Rivtainer couple the special external cone with collar - code **4193200**.



RIV508B is sold without the front head kit.

Kits have to be ordered separately, according to the fasteners to be placed (see head kits).

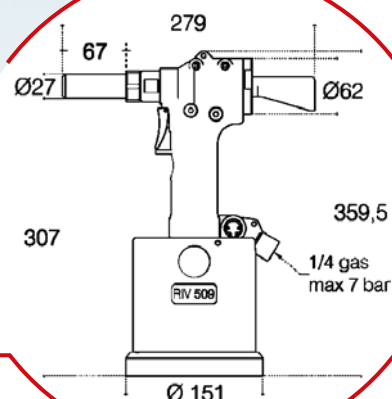
Technical data and features

Supplying pressure	6 bar
Min/max air pressure	5/7 bar
Tensile strength (6 bar)	30000 N
Cylinder stroke	25 mm
Handle weight (without kit)	1.2 Kg
Hose length	3.0 m
Oil pressure with 6 bar of air pressure	246 bar
Booster dimensions (WxDxH)	49.5x39.5x25.0

If the tensile strength declared is not sufficient enough, the booster can be customized according to the product needs.



RIV509 Hydropneumatic tool for lockbolts




Code 3243500

To place **RIVLOCK** and **RIVLOCKGRIP** lockbolts Ø 6.4, 8.0 and 10.0.

The innovative technical devices adopted allowed a reduction in weight and dimension, giving a very good solution to all the limits generated by the volume of the control unit, which has been eliminated.

Moreover the tool is very practical, handy and perfect to be used almost anywhere. RIV509 operates with both a very strong pull force and a very strong reverse force (hydropneumatic piston); the second one is necessary to make the ejection of the collar possible.



The kits have to be screwed here.

Kits for RIVLOCK-RIVLOCKGRIP

Picture	Kit (complete head)	Ø	Code
	509/64B	6.4	3270000
	509/80B	8.0	3344400
	509/100B	10.0	3293000
	509/64G	6.4	3656700
	509/80G	8.0	3649000
	509/100G	10.0	3649100

Kits for BOM®

Picture	Kit (complete head)	Ø	Code
	509/50M	5.0	3359000
	509/64M	6.4	3359400
	509/80M	8.0	3349800

Kits for MAGNARIV

Picture	Kit (complete head)	Ø	Code
	509/98	9.8	4201700

RIV509 is supplied in a case without the frontal head kit. Choose the correct one, according to the fastener to be placed, and order it separately (see kits for RIVLOCK/RIVLOCKGRIP/BOM®/MAGNARIV).

Technical data and features

Air working pressure	6 bar
Min-max air pressure	5/7 bar
Air consumption per cycle (6 bar)	14 lt
Stroke	19 mm
Max power (6 bar)	35000 N
Weight (without kit)	4.200 Kg
Vibrations	< 2,5 m/s²
Noise level	< 80 dB (A)

Optional

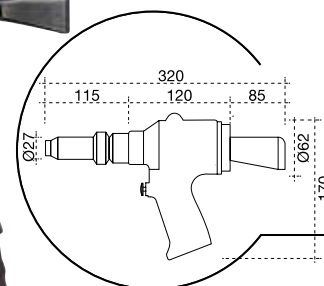


Collar cutter heads	Ø	Code
KIT509/50C	4.8	4043500
KIT509/64C	6.4	4043900
KIT509/80C	8.0	4044000
KIT509/100C	10.0	4044100

Collar cutter heads for standard collar (not flanged).



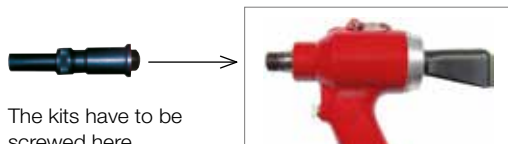
RIV511B Hydropneumatic tool for blind rivets and lockbolts



Code 4596100

To place RIVLOCK, RIVLOCKGRIP and RIVBLOCK bolts up to Ø 10.0, BOM® up to Ø 8.0 and to place structural blind rivets like MAGNARIV and MONRIV Ø 9.8.

RIV511B features a light aluminium handle, which is connected through a hose to a control unit where the intensifier and the oil tank are located. There is not nail intake.



The kits have to be screwed here.

RIV511B is sold without the front head kit. Kits have to be ordered separately, according to the fasteners to be placed (see head kits).

Technical data and features

Supplying pressure	6 bar
Tensile strength (6 bar)	40000 N
Cylinder stroke	32 mm
Handle weight (without kit)	1.7 Kg
Total weight	28 Kg
Hose length	3.0 m
Booster dimensions (WxDxH)	49.5x39.5x25.0

If the tensile strength declared is not sufficient enough, the booster can be customized according to the product needs.

Head kits

Picture	Kit	Description	Kit code
	511B/64B	Complete head for Rivlock lockbolts Ø 6.4 (1/4")	3270000
	511B/80B	Complete head for Rivlock lockbolts Ø 8.0 (5/16")	3344400
	511B/100B	Complete head for Rivlock lockbolts Ø 10.0 (3/8")	3293000
	511B/64G	Complete head for Rivlockgrip lockbolts Ø 6.4 (1/4")	3656700
	511B/80G	Complete head for Rivlockgrip lockbolts Ø 8.0 (5/16")	3649000
	511B/100G	Complete head for Rivlockgrip lockbolts Ø 10.0 (3/8")	3649100
	511B/50M	Complete head for Bom® lockbolts Ø 5.0 (3/16")	3359000
	511B/64M	Complete head for Bom® lockbolts Ø 6.4 (1/4")	3359400
	511B/80M	Complete head for Bom® lockbolts Ø 8.0 (5/16")	3349800
	511B/64B/1	Complete head for Rivblock lockbolts Ø 6.4 (1/4")	3270000 + 2973000 *
	511B/64B/2	Complete head for Rivblock lockbolts Ø 6.4 (1/4")	3270000 + 4193200 **
	511B/98	Complete head for Magnariv structural rivets Ø 9.8 (3/8")	4201700
	511B/98	Complete head for Monriv structural rivets Ø 9.8 (3/8")	4201700 + 4201800

* To place Rivblock couple the special external cone without collar - Item code **2973000**.

** To place Rivblock couple the special external cone with collar - Item code **4193200**.



RIV511B/2 **Hydropneumatic tool for blind rivets and lockbolts with two handles**

new

Code 4687200

To place RIVLOCK, RIVLOCKGRIP and RIVBLOCK bolts up to Ø 10.0, BOM® up to Ø 8.0 and to place structural blind rivets like MAGNARIV and MONRIV Ø 9.8.

RIV511B/2 is ideal for those who need to install two products and do not want to buy two machines.



The kits have to be screwed here.



RIV511B/2 is sold without the front head kit. Kits have to be ordered separately, according to the fasteners to be placed (see head kits).

Head kits

Picture	Kit	Description	Kit code
	511B/64B	Complete head for Rivlock lockbolts Ø 6.4 (1/4")	3270000
	511B/80B	Complete head for Rivlock lockbolts Ø 8.0 (5/16")	3344400
	511B/100B	Complete head for Rivlock lockbolts Ø 10.0 (3/8")	3293000
	511B/64G	Complete head for Rivlockgrip lockbolts Ø 6.4 (1/4")	3656700
	511B/80G	Complete head for Rivlockgrip lockbolts Ø 8.0 (5/16")	3649000
	511B/100G	Complete head for Rivlockgrip lockbolts Ø 10.0 (3/8")	3649100
	511B/50M	Complete head for Bom® lockbolts Ø 5.0 (3/16")	3359000
	511B/64M	Complete head for Bom® lockbolts Ø 6.4 (1/4")	3359400
	511B/80M	Complete head for Bom® lockbolts Ø 8.0 (5/16")	3349800
	511B/64B/1	Complete head for Rivblock lockbolts Ø 6.4 (1/4")	3270000 + 2973000 *
	511B/64B/2	Complete head for Rivblock lockbolts Ø 6.4 (1/4")	3270000 + 4193200 **
	511B/98	Complete head for Magnariv structural rivets Ø 9.8 (3/8")	4201700
	511B/98	Complete head for Monriv structural rivets Ø 9.8 (3/8")	4201700 + 4201800

* To place Rivblock couple the special external cone without collar - Item code **2973000**.

** To place Rivblock couple the special external cone with collar - Item code **4193200**.

Technical data and features

Supplying pressure	6 bar
Tensile strength (6 bar)	40000 N
Cylinder stroke	32 mm
Handle weight (without kit)	1.7 Kg
Total weight	28 Kg
Hose length	3.0 m
Booster dimensions (WxDxH)	49.5x39.5x25.0

If the tensile strength declared is not sufficient enough, the booster can be customized according to the product needs.




RIV512B Hydropneumatic tool for lockbolts



Code 4194300

To place lockbolts from Ø 8.0 to Ø 10.0.

RIV512B is made of a light handle in painted aluminium, which is connected, through duly sheltered hoses, to a control unit where the intensifiers, driver valve and oil tank are located. Designed to fasten RIVLOCK, RIVLOCKGRIP and BOM®. There is no intake.



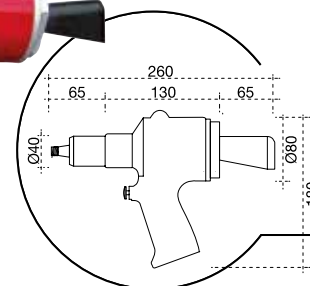
The kits have to be screwed here.

Kit for RIVLOCK-RIVLOCKGRIP

Picture	Kit (complete head)	Ø	Code
	512B/80B	8.0	3344400
	512B/100B	10.0	3293000
	512B/80G	8.0	3649000
	512B/100G	10.0	3649100

Kit for BOM®

Picture	Kit (complete head)	Ø	Code
	512B/80M	8.0	3349800
	512B/100M	10.0	4253400



RIV512B is supplied without the frontal head kit. Choose the correct one, according to the fastener to be placed, and order it separately (see the spare parts for RIVLOCK/RIVLOCKGRIP and BOM® series tables).

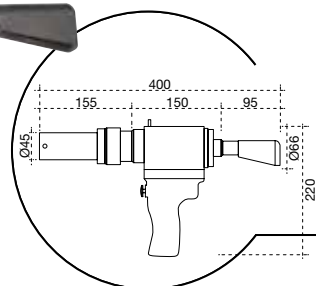
Technical data and features

Supplying pressure	6 bar
Min/max air pressure	5/7 bar
Tensile strength (6 bar)	60000 N
Stroke	24 mm
Handle weight (without kit)	2.2 Kg
Total weight	40 Kg
Hoses length	3.0 m
Oil pressure with 6 bar of air pressure	300 bar
Booster dimensions (WxDxH)	49.5x39.5x25.0
Vibrations	< 2.5 m/s²
Noise level	< 80 dB (A)
Intensification ratio	50 : 1

If the tensile strength declared is not sufficient enough, the booster can be customized according to the product needs.



RIV513 Electro hydraulic tool for lockbolts




Code 3282300

To place BOM® lockbolts
Ø 8.0-10.0-13.0.

RIV513 features a handle which is connected to a 220 V electrical switchboard, where the oil pressure can be adjusted. The tool can be used in any place where no compressed air is available. The aim of the electrical switchboard is to make the tool as much light as possible.

BOM® lockbolts are most successful for a wide range of general situations in many sectors: railway, automotive, conditioning plants, iron structural works, nautical manufacturing. This type of lockbolt is suitable for any application on parts which are not be disassembled. High shear strength and strong resistance to vibrations are among the most important advantages of this type of bolt.



The kits have to be screwed here.

Kits for BOM®

Picture	Kit (complete head)	Ø	Code
	513/80M	8.0	3282400
	513/100M	10.0	3323200
	513/130M	13.0	3323300

RIV513 is supplied without the frontal head kit. Choose the correct one, according to the fastener to be placed, and order it separately (see kits for BOM®).

Technical data and features

Engine	1.1 Kw 220 V
	50 Hz 2800 rpm
Pump (max pressure)	600 bar
Stroke	34 mm
Handle weight (without kit)	2.8 Kg
Total weight	34 Kg
Length of standard hoses	3.0 m
Force (500 bar)	83000 N
Placing capacity (BOM®)	Ø 8-10 300 bar Ø 13 500 bar
Vibrations	< 2.5 m/s²
Noise level	< 80 dB (A)




SPECIAL ACCESSORIES for blind rivets and lockbolts



Angular head



Collar cutters for RIV508



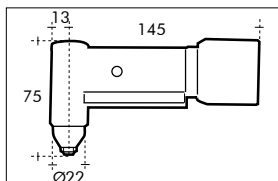
Extended nosepieces



Collar cutters for RIV509

► Angular head for standard blind rivets (RIV505) Code 4210200

To place standard blind rivets Ø 2.4-4.8 (aluminium).



► Extended nosepieces for RIV502-RIV503-RIV505

For blind rivets Ø	L	Ø	Code
2.4	12.0	7.0	1534900
3.2	15.0	8.0	* 4229900
4.0	15.0	8.0	4230000
4.8	15.0	8.0	4230100

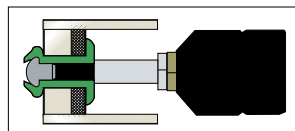
* Only for RIV502 and RIV503.

Extended nosepieces for RIV504 and RIV508

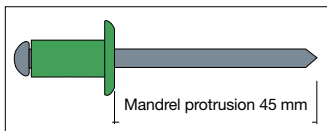
6.0-6.4	12.0	9.0	1845700
6.0-6.4	18.0	9.0	1845600

Extended nosepieces for RIV750

4.0	8.0	8.0	4043400
3.0	10.0	7.0	1105800
4.8	10.0	1.0	0593700
3.0	15.0	7.0	1105900
4.8	28.0	6.5	3743900



Application example with extended nozzle.



The extended nozzles can be used with long mandrel blind rivets (min. protrusion 45 mm).

► Collar cutter heads for standard collars (not flanged) for lockbolts (RIV508) Code 4047100 - Kit 508/50C

Kit for standard collars (not flanged) Ø 4.8.

Code 4047200 - Kit 508/64C

Kit for standard collars (not flanged) Ø 6.4.

► Collar cutter heads for standard collars (not flanged) for lockbolts (RIV509) Code 4043500 - Kit 509/50C

Kit for standard collars (not flanged) Ø 4.8.

Code 4043900 - Kit 509/64C


Kit for standard collars (not flanged) Ø 6.4.

Code 4044000 - Kit 509/80C

Kit for standard collars (not flanged) Ø 8.0.

Code 4044100 - Kit 509/100C

Kit for standard collars (not flanged) Ø 10.0.



Kit has to be used to remove the bolt after being installed.
The pliers-head is intended to cut the collar without ruining the surface.

FLEXRIV® Flexible nails container for RIV503/504/505



Code 4841300

for RIV503/504

Code 5095400

for RIV505

For tools for blind rivets RIV503/504/505



Easy riveting even in places hard to access. Improves the quality of the placing near corners and in narrow spaces.

Flexriv system helps the operator to stay in line with the nail of the rivet, avoiding it to break unevenly causing obstruction.

Weight balanced.

Improved safety. You no longer need to remove the container to access narrow places, this neutralizes the risk of injury due to the nail that could jump into an eye.

Patented system.

The container is an optional item sold separately from the riveting tool.



Flexriv on RIV503

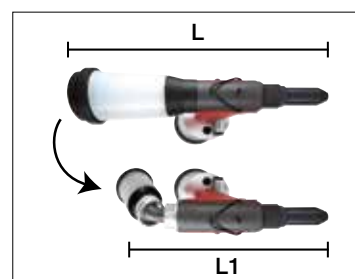


Flexriv on RIV504



Flexriv on RIV505

Increases functionality, reduces encumbrance



Dimensions

For tool for blind rivets	L	L1
RIV503	300 mm	200 mm
RIV504	305 mm	205 mm
RIV505	285 mm	185 mm



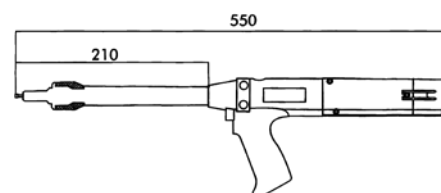
RIV300 Hydropneumatic tool for speed rivets in cartridge




Code 3010800

To place speed rivets in cartridge.

The speed rivets in cartridge can quickly and easily carry out repeating riveting. This system is ideal for light fastenings, and it is used specially for electronics, leather goods and computer applications.



How to choose the spare parts



Head

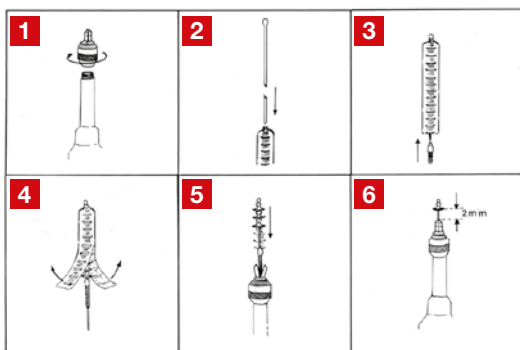
Mandrel

Spring

Spring, mandrel and head are chosen as follows:

1. Head is selected according to the diameter of the blind rivet to be placed.
2. Mandrel is selected according to the blind rivet diameter and the head model.
3. Spring is selected according to the mandrel.

Assembly instructions



1. Screw the head.
2. Insert the mandrel inside the blind rivet cartridge.
3. Insert the spring in the mandrel.
4. Take away the blind rivet wrapper.
5. Insert the mandrel in the tool, by opening the jaws of the head.
6. Lock the tool jaws on the mandrel.



Speed rivets in cartridge are available in aluminium and steel, dome and countersunk head Ø 3.2, 4.0 and 4.8.

RIV300 is supplied with spare parts according to the diameter of the blind rivet to place.

Technical data and features

Air working pressure	6 bar
Air supply pressure (min-max)	5-7 bar
Free air volume required (5.1 bar)	2.6 lt
Stroke (min)	30 mm
Pull force (5.1 bar)	3890 N
Cycle time (approx.)	1 sec.
Noise level	< 70 dB (A)
Handle weight (without equipment)	1.08 Kg
Total weight (handle + compensator)	9.0 Kg
Overall length (without head)	475 mm
Vibrations	< 2.5 m/s²

Optional

Picture	Description	Code
	Handle for operating in vertical position	4632300



S: Example of standing bar to be applied, with a spring balancer, to a vertical post for sliding down. Rivit does not supply it, it is up to the Client to get one.



CONTROLRIV Control system for placing blind rivets & rivet nuts



The system allows to control the placing of the rivet nuts or blind rivets according to the predetermined settings made by the operator.

Visual and sound alarm for right or wrong application.
Visual and sound alarm if there is no air. Pneumatic valve to prevent further errors during processing and more safety devices on the system. Piece counter and lots counter. Settings directly made from the module. Adjustable module for better vision and ergonomoy of the workstation.
Operator interface easy to understand.
Intervention levels with password. Data storage for lots set. Data storage whether data is OK or NOK for later verification. Tube and probe cable length of 3 meters.

Basic model (CB)

For data transfer features di porte USB2 and LAN ports.

Model CB BASIC	Code	Model CB BASIC	Code
RIV938CB	4640300	RIV504CB	4747400
RIV939CB	4814900	RIV505CB	4769400
RIV949CB	5152100	RIV508CB	4771000
RIV916BCB	5393500	RIV511BCB	5191400
RIV503CB	4746700	RIV300CB	5369900

The proposed systems allow you to have a precise control of the work, avoiding mistakes and oversights, you have improved productivity, quality of work and a reduction in waste.

Features



Work setup



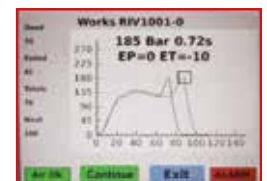
Multi language support



Pieces and lots counter



Curve OK: valid



Curve NOK: alarm

RIV949CB



RIV938CB



RIV939CB



RIV916CB



RIV503CB



RIV504CB



RIV505CB



RIV508CB



RIV511CB



RIV300CB



CONTROLRIV 4.0 Control system for placing blind rivets & rivet nuts



MASTER (CM)

The 4.0 control system allows to monitor the rivet nuts installation or blind rivets according to the settings predetermined by the operator and follow a preset working structure communicating with other company facilities such as PC or PLC.

Integrated visual and sound alarms with the possibility of connecting a light tower with siren or PLC.

Pneumatic valve to prevent further errors in the work. Improved settings for the module or via PC Display and touchscreen.

Intervention levels with password. Archiving of data and work structures. Download data on USB stick or PC.

I/O communication with PLC via Bus and dry contact relay.

Model 4.0

For data transfer, it is equipped with USB, LAN, Data Bus and Relay outputs.

Model CM MASTER	Code	Model CS SLAVE	Code
RIV938CM	4640600	RIV938CS	5594900
RIV939CM	5110600	RIV939CS	5595000
RIV949CM	5166100	RIV949CS	5595100
RIV916BCM	5421400	RIV916BCS	5595200
RIV503CM	4747300	RIV503CS	5595300
RIV504CM	4747600	RIV504CS	5595400
RIV505CM	4769600	RIV505CS	5595500
RIV508CM	4771200	RIV508CS	5595600
RIV511BCM	5594700	RIV511BCS	5595700
RIV300CM	5594800	RIV300CS	5595800

Optionals

Picture	Description	Code
	Light tower kit 3 lights + siren + power supply	5590100

SLAVE (CS)



System MASTER with SLAVE




Creation of a control network through the Master/Slave connection with which **up to 12 different units can be managed simultaneously.**

RIV600 Modules for multi head




RIV601CA

Blind rivets module (with suction)




RIV601SA

Blind rivets module (without suction)



RIV602

Speed rivets in cartridge module



RIV604

Lockbolts module



RIV603

Rivet nuts module

Rivit Multi Head System
is designed for setting several
fasteners simultaneously.

What the customers will surely appreciate in this effective installation system, is not only the simultaneity of fasteners application, but also an outstanding reduction in implementation times of assembling operations. The hydraulic operated modules represent the main feature of the Rivit Multi Head Systems. They are all started by a centralized pressure multiplier.

These modules are designed to be installed on automatic lines; that's why they have to be proposed to the project engineers working for automation.

These modules are hydropneumatic and must be supplied with oil, air and the corresponding control unit.

Model	Module description	Code
RIV601CA	For blind rivets (with suction)	4101100
RIV601SA	For blind rivets (without suction)	4619900
RIV602	For speed rivets in cartridge	4345700
RIV603	For rivet nuts	4259800
RIV604	For lockbolts	4259700

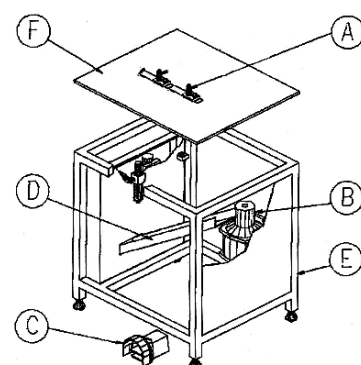
Example of workbench equipped w/modules



Available in various sizes depending on the type of application.

Workstation legend

A	Module
B	Booster for riveting/inserting with straight safety valve
C	Pedal control for riveting/inserting
D	Discharge chute for nails recovery
E	Aluminium frame
F	Supporting top



Example of multi head system desk.

RIV606

Automatic feeder for blind rivets
to be combined with a tool for blind rivets

RIV616

Automatic feeder for rivet nuts
to be combined with a tool for rivet nuts



Code 4879100 (Ø 2.4-3.0-3.2)

Code 4639000 (Ø 3.4-4.8)

Code 4850900 (Ø 6.0-6.4)

For blind rivets from Ø 2.4 to 6.4 (the length of the nail must be less than 50 mm).

For Ø 3.4-4.8 the head must not exceed 10 mm.

The new Rivit automatic blind rivet feeder is a pneumatic and electric tool, which allows to insert the blind rivet directly inside the head of the tool, reducing the riveting implementation time.

This solution avoids the contact between the hand of operator and the riveting tool, ensuring complete safety.

It can be used only with riveting tools fitted with vacuum exhaust and mandrel storage systems, such as

RIV502 / RIV503 / RIV504 / RIV505,
(to be ordered separately)

Technical data and features

Voltage	220 V - 50 Hz
Air pressure	2/4 bar
Installed power	100 W
Dimensions (width x depth x height)	340x530/630x300 mm
Weight	34 kg



Code 4835200

For rivet nuts from M3 to M10, hexagonal or cylindrical shank, dome, countersunk, reduced head.

The new Rivit automatic rivet nuts feeder is a pneumatic and electric tool, which allows to insert the rivet nuts directly on the head of the tool, reducing riveting implementation time.

It can be used with many riveting tools for rivet nuts in mm and inches such as **RIV938 / RIV939 / RIV941,**

(to be ordered separately).

RIV616 is sold without the guide kit; depending on the measure of the rivet nut to be placed please order the correct one (see guide table). If other measures are needed order them from the guide table.

Guides for RIV616

Picture	Rivet nut measure	Kit	Kit code
	M3	616/03	5004800
	M4	616/04	5004900
	M5	616/05	5005000
	M6	616/06	5005100
	M8	616/08	5005200
	M10	616/10	5476100

Measures of the guide are also available in inches.

Technical data and features

Voltage	220 V - 50 Hz
Air pressure	2/4 bar
Dimensions (width x depth x height)	340x530x300 mm
Weight	32 kg



RIV609 Automatic system tool for blind rivets

new

Code 5598500
RIV609/503

For blind rivets,
excluding aluminum nail
Ø 3.2-4.0-5.0 (as long as the body
head does not exceed Ø 9.8).
Max length 18 mm.

RIV609 is a pneumatic system with automatic feeding.
The working cycle is made possible by the feeding system
on the head, thus avoiding the manual insertion of the rivet.
**The system is configured based on the length of the
rivet from 8 to 18 mm.**

The automatic system is sold with the RIV503.

Work sequence



Phase 1 - Start of cycle



Phase 2 - Blind rivet load



Phase 3 - Blind rivet loaded



Blind rivets container

Technical data and features

Voltage	220V (on request 110V)
Air pressure	6.0/6.5 bar
Gun hose length	2.0 m
Dimensions (width x depth x height)	400x520x300 mm
Handle weight	2,7 kg
Total weight	41,0 kg

**Warning: this system constantly needs 6 bar air
pressure to work properly.**

Description of control panel



RIV900-901-903 Hand tools for rivet nuts



RIV900

In a plastic bag

RIV900C

In a case with
M3, M4, M5
rivet nuts - 100 pc




RIV901®

In a plastic bag

RIV901C/CX

In a case with
M3, M4, M5, M6
rivet nuts - 100 pc



RIV903C

In a case with
M3, M4, M5, M6,
M8, M10 tie rods

► RIV900 Code 3676000 (weight: 910 g)

Performances

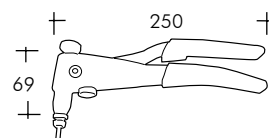
Rivet nuts	Alu	Steel	S/steel
M3	•	•	•
M4	•	•	•
M5	•	•	•

RIV900C (steel rivet nuts assortment) Code 3687700 (weight: 3000 g)

Spare parts for RIVSERT



Rivet nuts	Tie rod code	Head code
M3	3710300	3707200
M4	3710400	3707300
M5	3710500	3707400



► RIV901 Code 3675900 (weight: 910 g)

Performances

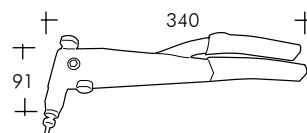
Rivet nuts	Alu	Steel	S/steel
M3	•	•	•
M4	•	•	•
M5	•	•	•
M6	•	•	•

RIV901C (steel rivet nuts assortment) Code 3687800 (weight: 3500 g) RIV901CX (s/steel rivet nuts assortment) Code 4499500 (weight: 3500 g)

Spare parts for RIVSERT



Rivet nuts	Tie rod code	Head code
M3	3706800	3707200
M4	3706900	3707300
M5	3707000	3707400
M6	3707100	3707500



► RIV903C Code 3675800 (weight: 2200 g)

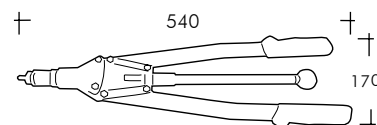
Performances

Rivet nuts	Alu	Steel	S/steel
M3	•	•	•
M4	•	•	•
M5	•	•	•
M6	•	•	•
M8	•	•	•
M10	•	•	•

Spare parts for RIVSERT, TUBRIV & JACKRIV



Rivet nuts	Tie rod code (Rivsert)	Head code	Tie rod code (Tubriv-Jackriv)	Head code
M3	3707600	3708200	-	-
M4	3707700	3708300	-	-
M5	3707800	3708400	4707300	3708400
M6	3707900	3708500	4193900	3708500
M8	3708000	3708600	4194000	3708600
M10	3708100	3708700	-	-



RIV905 Hydraulic hand tool for rivet nuts



Code 4318900

To place RIVSERT female rivet nuts from M3 to M12 and RIVBOLT male rivet nuts from M4 to M10.

Due to its high setting force activated with oil, RIV905 is able to place rivet nuts up to M12.

In order to avoid the use of a special rod, a system has been designed to lodge an allen screw (hardness class 12.9), easy to find on the market and replace.

Spare parts for RIVSERT



Ø rivet nut	Kit	Kit code	* Screw code (DIN912 12.9)
M3	905/03	3441100	3457600
M4	905/04	3441200	3470500
M5	905/05	3441300	3471900
M6	905/06	3441400	3472300
M8	905/08	3441500	3472800
M10	905/10	3441600	3473100
M12	905/12	3441700	3473300

* Screw is included in the "Kit code" and can be ordered separately.

Spare parts for RIVBOLT

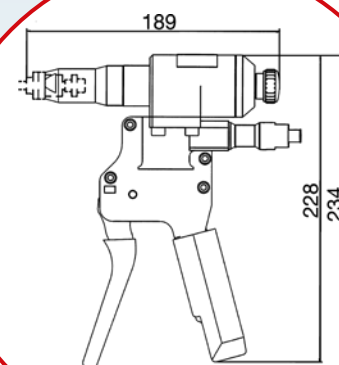



Ø rivet nut	Kit	Kit code	* Code (female tie rod)
M4	905/04B	3442300	3441900
M5	905/05B	3442400	3442000
M6	905/06B	3442500	3442100
M8	905/08B	3442600	3442200

* The female tie rod is included in the "Kit code" and can be ordered separately.

Optional

Description	Code
KIT905-Special extended head	3531800



RIV905 is supplied without the frontal head kit. Choose the correct kit according to size of the insert nut to be placed, and add it to the order (see the spare parts for RIVSERT/RIVBOLT).

Technical data and features

Stroke	9 mm
Max power (6 bar)	25000 N
Weight (without kit)	1.611 Kg

Setting oil pressure (force)

Turn the pin at the back of the tool with a 5 mm wrench spanner clockwise to increase oil pressure (force) and counterclockwise to reduce it.



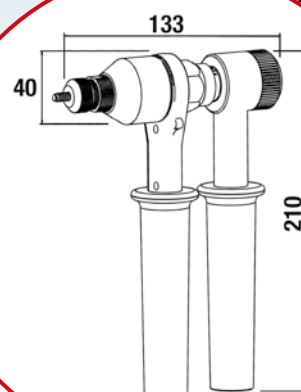
Performances

Rivet nuts Ø	Aluminium	Steel	S/steel
M3	•	•	•
M4	•	•	•
M5	•	•	•
M6	•	•	•
M8	•	•	•
M10	•	•	•
M12	•	•	•

Full turns (A)	Setting force	Full turns (A)	Setting force
0	1000N	13	14800N
6	3800N	14	16000N
7	5000N	15	16950N
8	6300N	16	19000N
9	7800N	17	21000N
10	9200N	18	22200N
11	10400N	19	24000N
12	12900N	20	25000N



RIV906 Ratchet hand tool for rivet nuts



Code 5078000

To place RIVSERT female rivet nuts from M5 to M12 and RIVBOLT male rivet nuts from M5 to M8.

RIV906 can place rivet nuts up to M12.
Hand rivet nut setter with quick change mandrel system.

Spare parts for RIVSERT



Ø rivet nut	Tie rod code	Head code
M5	5078100	5078600
M6	5078200	5078700
M8	5078300	5078800
M10	5078400	5078900
M12	5078500	5079100

Spare parts for RIVBOLT



Ø rivet nut	Tie rod code	Head code
M5	5079200	5078600
M6	5079300	5078700
M8	5079400	5078800

RIV906 is supplied in aluminium case complete with tie rods and heads M5-M6-M8-M10-M12

Technical data and features

Stroke	0-7 mm
Dimensions	210x133x40 mm
Weight (without kit)	1.100 Kg

Performances

Ø rivet nuts	Aluminium	Steel	S/steel
M5	•	•	•
M6	•	•	•
M8	•	•	•
M10	•	•	•
M12	•	•	•

Ø Rivbolt	Aluminium	Steel	S/steel
M5	•	•	•
M6	•	•	•
M8	•	•	•



Place the mandrel and the corresponding nosepiece into the tool.



Screw the rivet nut onto the mandrel, adjust the nosepiece to have it all screwed at the bottom.



Use top handle as a support while using the bottom handle to ratchet.



Flip the switch in the opposite direction.



Push the lower handle counterclockwise once and then simply undo the bolt.

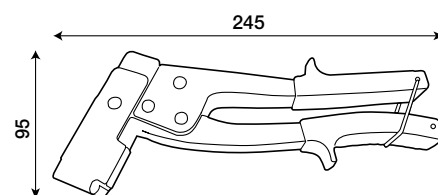


RIV918 Hand tool for JACKRIV from M4 to M8



RIV918

RIV918C/CX



► **RIV918**
Code 4293200
(Weight: 540 g)
(Tool only)

Performances



Rivet nuts	Steel	Stainless steel
M4	•	•
M5	•	•
M6	•	•
M8	•	•

Applications



RIV918 for rivet nuts is supplied both singly or in case (with rivet nuts and screws).

► **RIV918C**
Item code 4333600
(Weight: 680 g)



Case content:

JACKRIV steel rivet nuts
M4, M5, M6 - 100 pcs
M8 - 50 pcs
M4 x 25 screw - 1 pz.
M5 x 25 screw - 1 pz.
M6 x 25 screw - 1 pz.
M8 x 35 screw - 1 pz.

RIV918CX
Item code 4581300
(Weight: 620 g)



Case content:

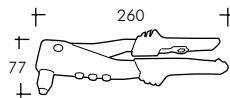
JACKRIV s/steel rivet nuts
M5, M6 - 100 pcs
M8 - 50 pcs
M5 x 25 screw - 1 pcs
M6 x 25 screw - 1 pcs
M8 x 25 screw - 1 pcs



RIV2-4-5-6-7 Hand tools for blind rivets



► RIV2 Code 1249900 (weight: 510 g)

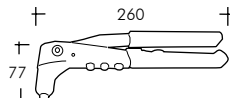


Performances

Ø	Aluminium	Steel	Copper	S/steel
2.4	•		•	
3.0-3.2	•	•	•	•
4.0	•	•	•	
4.8	•			

With return spring.

► RIV4 Code 1250000 (weight: 530 g)

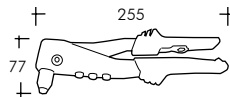


Performances

Ø	Aluminium	Steel	Copper	S/steel
2.4	•		•	
3.0-3.2	•	•	•	•
4.0	•	•	•	
4.8	•			

With return spring.

► RIV5 Code 1639800 (weight: 570 g) RIV5C Code 4408300 (with blind rivets Ø 3.0-4.0-4.8)

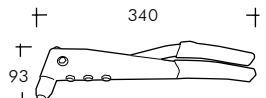


Performances

Ø	Aluminium	Steel	Copper	S/steel
2.4	•		•	
3.0-3.2	•	•	•	•
4.0	•	•	•	•
4.8	•			

With return spring.

RIV6 Code 0110400 (weight: 800 g) RIV6C (alu and s/steel blind rivets) Code 4499300 (w/blind rivets Ø 4.0-4.8)



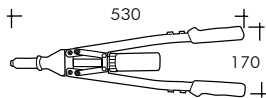
RIV6CX (s/steel blind rivets) Code 4499400 (w/blind rivets Ø 3.0-4.0-4.8)

Performances

Ø	Aluminium	Steel	Copper	S/steel
2.4	•		•	
3.0-3.2	•	•	•	•
4.0	•	•	•	•
4.8	•	•	•	•

Without return spring.

RIV7 Code 2338300 (weight: 1870 g)



Performances

Ø	Aluminium	Steel	Copper	S/steel
3.0-3.2	•	•	•	•
4.0	•	•	•	•
4.8	•	•	•	•
6.0	•	•	•	•
6.4	•	•	•	•



RIV18

Hand tool for blind rivets up to Ø 4.8

RIV98

Hand tool for rivet nuts up to M6

new



new



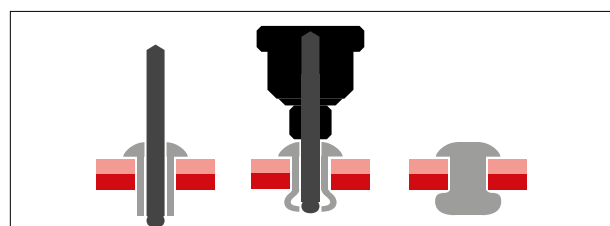
Code 5126200

For blind rivets from Ø 2.4 to Ø 4.8 (total nail length max 50 mm).

Equipped with 4 adjustable nozzles for blind rivets Ø 2.4, 3.0/3.2, 4.0, 4.8 (4.8 aluminum only).

Performances

Ø	Aluminium	Steel	Copper	S/steel
2.4	•	•	•	•
3.0-3.2	•	•	•	•
4.0	•	•	•	•
4.8	•		•	



Code 5126400

For threaded rivet nuts from M3 to M6.

Equipped with tie rods for aluminum and steel rivet nuts from M3 to M6 (stainless steel up to M5).

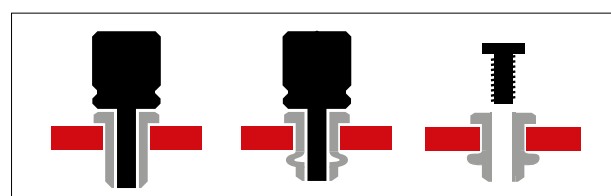
Performances

Ø	Aluminium	Steel	S/steel
M3	•	•	•
M4	•	•	•
M5	•	•	•
M6	•	•	

Spare parts for RIVSERT



Ø rivet nuts	Tie rod code	Head code
M3	5201400	5201800
M4	5201500	5201900
M5	5201600	5202000
M6	5201700	5202100



RIV750 14.4 V battery riveting tool up to Ø 4.8



LITHIUM
BATTERY

Code 0114500

**To place standard rivets
up to Ø 4.8 (all alloys).**

The discharge of the mandrel is made through action of gravity, either forwards through the nosepiece or backwards into the mandrel container.

Spare parts

Picture	Description	Ah	Code
	Lithium battery 14.4 V	1.5	42076RT
	Lithium battery 14.4 V	2.6	42077RT
	Universal battery charger	-	42075RT

Optional

Description	Blind rivet Ø	Code
Retention nosepiece	2.4-3.0-3.2	1745200
Retention nosepiece	3.0-3.2-3.4-4.0	1079900
Retention nosepiece	3.4-4.0-4.8	1745300
Retention nosepiece	4.8 (all alloys)	4042300
Cone w/universal nosepiece	2.4-3.2-4.0-4.8	1050700
200 mm extension	-	4395800
Jaws (3 pcs series)	2.4-3.2-3.4-4.0-4.8	0171900



Retention nosepiece

It firmly holds the blind rivet by a lateral ball.



Cone with universal nosepiece

Thanks to the rotation you can choose Ø 2.4÷3.2÷4.0÷4.8.



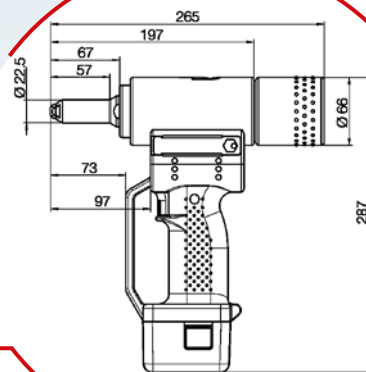
Extension

200 mm extension kit.



Jaws

3 pcs series.



RIV750 is supplied in a metallic case with a lithium battery of 1.3 Ah and a battery charger.

Technical data and features

Operating voltage	14.4 V
Stroke	20 mm
Battery charger	200 W - 50 Hz
Tensile strength	8500 N
Weight (with battery)	1.980 Kg

N° of blind rivets you can place (with one charge)

Rivet Ø	Material	Rivets/battery
2.4	Aluminium	1.900
2.9-3.2	Aluminium	1.300
2.9-3.2	Steel	1.100
2.9-3.2	Stainless steel	1.000
4.0	Aluminium	1.000
4.0	Steel	900
4.0	Stainless steel	800
4.8	Aluminium	700
4.8	Steel	500
4.8	Stainless steel	400



RIV760 14.4 V battery riveting tool up to Ø 6.4

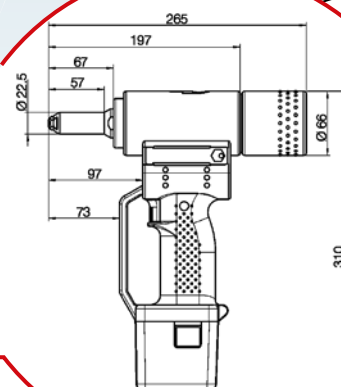


LITHIUM
BATTERY

Code 1678700

To place standard and structural steel rivets **MAGNARIV** and **LOCKRIV** from Ø 6.0 to Ø 6.4 mm and extralong **FIORIV** for roofing Ø 4.8-6.4.

The discharge of the mandrel is made through action of gravity, either forwards through the nosepiece or backwards into the mandrel container.



Spare parts

Picture	Description	Ah	Code
	Lithium battery 14.4 V	2.6	42077RT
	Universal battery charger	-	42075RT

Optional

Description	Blind rivet Ø	Code
Retention nosepiece	3.4-4.0-4.8	1079800
Retention nosepiece	6.0 (all alloys)	2237400
Cone w/universal nosepiece	2.4-3.2-4.0-4.8	1050700
200 mm extension	-	4395700
Jaws (3 pcs series)	4.8-6.0-6.4	2309400



Retention nosepiece

It firmly holds the blind rivet by a lateral ball.



Kit universal nosepiece

Thanks to the rotation you can choose Ø 2.4÷3.2÷4.0÷4.8.



Extension 200 mm

extension kit.



Jaws

3 pcs series.

RIV760 is supplied in a metallic case with a lithium battery of 2.6 Ah and a battery charger.

Technical data and features

Operating voltage	14.4 V
Stroke	20 mm
Battery charger	200 W - 50 Hz
Tensile strength	13000 N
Weight (with battery)	2.235 Kg

N° of blind rivets you can place (with one charge)

Rivet Ø	Material	Rivets/battery
4.8	Aluminium	700
4.8	Steel	500
4.8	Stainless steel	400
6.0	Aluminium	400
6.0	Steel	220
6.4	Aluminium	300
6.4	Steel	180



RIV790 14.4 V battery tool for rivet nuts from M3 up to M10



LITHIUM
BATTERY

Code 1551600

To place rivet nuts from M3 to M8
(steel, s/steel, aluminium),
M10 for aluminium only.

The rivet nut is positioned against the tie rod; pushing the trigger the rivet nut is automatically screwed against the head; pushing again the trigger we obtain the rivet nut deformation and the automatic unscrewing. Rivet nut clamping occurs by means of regulation of the front ring nuts. Compact and bumps resistant body. Versatile, to be used anywhere.

RIV790 is supplied in a metallic case, with a lithium battery of 1.3 Ah, a battery charger, tie rods and heads.

Spare parts

Picture	Description	Ah	Code
	Lithium battery 14.4 V	1.5	42076RT
	Lithium battery 14.4 V	2.6	42077RT
	Universal battery charger	-	42075RT

Spare parts for RIVSERT

Ø rivet nut	Tie rod code	Head code
○ M3	1551700	1552300
● M4	1551800	1552400
● M5	1551900	1552500
● M6	1552000	1552600
○ M8	1552100	1552700
* ○ M10	1552200	1552800

- * Aluminium only.
- Supplied with the tool.
- On request.

Technical data and features

Operating voltage	14.4 V
Stroke	20 mm
Battery charger	200 W - 50 Hz
Tensile strength	13000 N
Weight (with battery)	2.374 Kg

Spare parts for TUBRIV/JACKRIV

Ø rivet nut	Tie rod code	Head code
M6	4194100	1552600
M8	4194200	1552700

Kit for RIVBOLT

Ø rivet nut	Kit	Kit code
M4	790/04B	4773000
M5	790/05B	4773100
M6	790/06B	4773200
M8	790/08B	4773300



RIVST80 Capacitor discharge stud welding tool



Code 2733700








RIVST80 is suitable for the welding studs of steel, stainless steel A2, brass, and aluminum from M3 to M8.

RIVST80 operates according to the discharge of capacitor method. Since the machine is completely electronic, it isn't subject to usury because it automatically stabilizes the oscillation of the main voltage.

RIVST80 is supplied with noses for studs M3 to M8 and for tapped studs M3 and M4.

Weight of welder: 13.0 kg
Weight of gun: 0.7 kg

Items for RIVST80






Picture	Description
	Threaded studs (copper plated steel, s/steel, aluminum)
	Unthreaded studs (copper plated steel, s/steel, aluminum)
	Tapped studs (copper plated steel, s/steel, aluminum)
	1 contact faston (copper plated steel, s/steel, aluminum)
	2 contacts faston (copper plated steel, s/steel, aluminum)
	Insulation nails (copper plated steel)
	Washer for insulation nails (zinc plated steel)

Welding fasteners which can be placed with RIVST80.



The gun works based on the contact welding method.

Optional and spare parts on request

Type	Use	Code
	Template positioned with Ø 30 mm hole: to be used with welding templates, as otherwise you cannot see stud positioning.	2957300
	Leg for gun for welding stud	1895600
	Angular support for the gun: to be used when placing the stud in a corner or close to a wall	1616000
	Nose for 1 contact or 2 contacts fastons: to be used when placing fastons for electric contact or grounding	1660400
	Nose for unthreaded studs Ø 7.1 and tapped studs M5: to be used when placing unthreaded studs with external Ø 7.1 and tapped studs M5	0326000
	Nail adapter special isolation	4688700
	* Gun for aluminum soldering pins model 1801 for M8 Aluminium	2895600

* The standard gun model 1802 goes into contact with the pin on the plate before welding, with longer welding times.

The gun for aluminum model 1801 minimizes the signes on the back side of the aluminum sheet, because the pin lays on the sheet only in the moment of welding.

When you plug the gun in it is essential that the unit is configured.

For this reason, the standard gun is a pressure one the aluminium gun is a lifting one.



RIV3450P Orbital riveting machine



Code 4485500

For solid rivets from \varnothing 2.0 to 6.0, and for semi-tubular and tubular rivets from \varnothing 3.0 to 8.0.

RIV3450P is an electro pneumatic bench tool for rivets, for industry and professional applications. Ideal to be used on metal and hard resins and not for wood fibers and plastics.

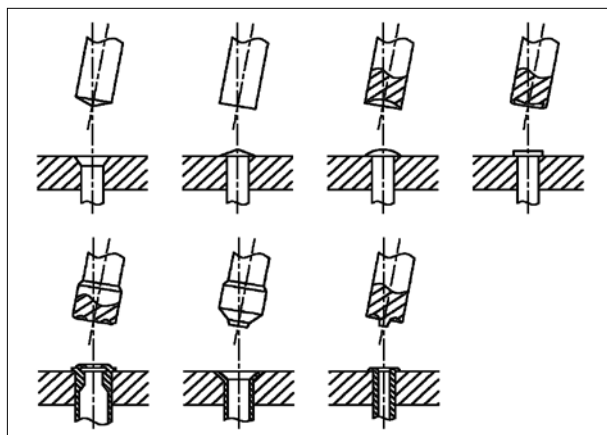
It comes without punch, die and dieholder.

Optional

Description	Code
Couple of punches for solid rivets \varnothing 2.0-4.0	4485600
Couple of punches for solid rivets \varnothing 5.0-6.0	4485700
Die + dieholder for solid rivets	5135200
Couple of punches for semi tubular rivets \varnothing 4.0	5161400
Couple of punches for semi tubular rivets \varnothing 5.0	5161600
Couple of punches for semi tubular rivets \varnothing 6.0	5161700
* Standard die + dieholder for semi tubular rivets	5161300

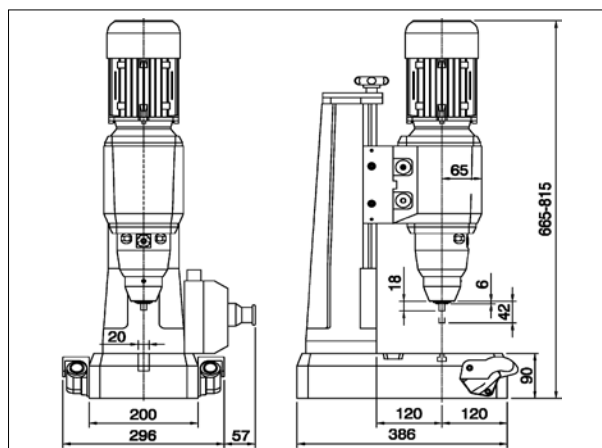
* Die to be modified according to the size and shape of the rivet head.

Examples of assembling



Technical data and features

Riveting capacity solid steel R=40 kg/mm ²	\varnothing 2-6 mm
Riveting c.ty semi tubular steel R=40 kg/mm ²	\varnothing 2-8 mm
Riveting capacity solid s/steel R=40 kg/mm ²	\varnothing 2-4 mm
Riveting c.ty semi tubular s/steel R=40 kg/mm ²	\varnothing 2-5 mm
Micrometric control stroke	0-30 mm
Port min and max	35-185 mm
Work table	220x185 mm
"T" slot	8 x 16 mm
Locating hole	20 mm
Tool diameter	10 mm
Distance between centers	120 mm
Punch length	39 mm
Line voltage	380V/50Hz
Line pressure	3.0-6.0 bar
Working pressure	2.5-6.0 bar
Total weight	71 Kg



RIVOM06

**Mechanical eyelet press
with foot pedal**



► Code 3248400

For eyelets of small and medium dimensions.

Cast iron stand. Pedal made of spheroidal graphite cast iron. Bench frame in tubular iron 25x25 mm with table plate of 520x380 mm.

Adjustable distance between the upper and lower punch. Autoloader.

Technical data and features

Height	1400 mm
Work bench height	960 mm
Table width	520 mm
Work bench depth	125 mm
Weight (table included)	26 Kg

RIVOP10

**Pneumatic eyelet press
with foot pedal**



► Code 2319800

For eyelets of small dimensions.

Cast iron stand. Table frame in iron 25x25. Painted table plate of 380x530x3. It can be equipped with bolster and square. Fixed protection of sheet metal and polycarbonate. Minimum operating pressure 6 bar.

Adjustable distance between the upper and lower punch.

Technical data and features

Height	1500 mm
Work bench height	850 mm
Work bench depth	125 mm
Air consumption at 6 bar (60 strokes/min)	50 L/min
Weight (table included)	26 Kg

Complete line of eyelet presses



RIVOM08
Eyelet press with
mechanical foot
pedal.
Cod. 2319700



RIVOP05
Pneumatic
double eyelet
press.
Cod. 2343500



RIVOM05
Double eyelet
press with
mechanical pedal.
Cod. 4526800



RIVOP07
Eyelet press
with pneumatic
table.
Cod. 3259700



RIVOM07
Eyelet press
with mechanical
pedal.
Cod. 2705900



RIVOM09
Manual
eyelet press.
Cod. 4527000



RIVOM12
Portable eyelet
press with lever.
Cod. 2484500



S2-S3-S4-S5
Manual press
for eyelet.
Cod. 0289300 (S2)
Cod. 0289400 (S3)
Cod. 0289500 (S4)
Cod. 0289600 (S4)

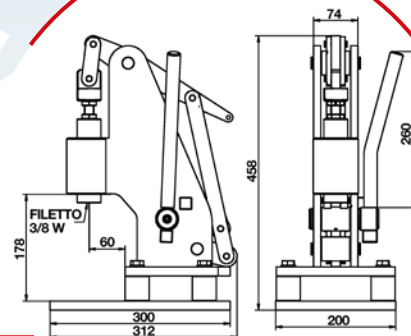
RIV2100 Manual press for self-clinching throat depth 85



Code 0286800



To place studs, nuts and standoffs from M2 to M8.



Extremely simple construction, high lever operating/pressing force ratio and highest safety while working. Press main feature is the easy and quick interchange and adjusting of the punches and dies.

It doesn't work with any energy source, apart for the manual force, thanks to the lateral lever that with a move of 90° can enable a high pressure.

RIV2100 needs to be completed with punches and dies that suit the product to be installed (to be ordered separately).

Technical data and features

Height	400 mm
Width	200 mm
Length	300 mm
Weight	20 Kg
Pressing force (level operating force for 30 kg)	1600 Kg

Micrometric pressure regulation.
Micrometric stroke regulation.

Set for studs RFH and RFHS

Punches



Ø x L	For studs	Code
6 x 32	M2-M5	2784000
10 x 40	M6-M8	2863100

Dies



Ø x L	For studs	Code
10 x 43	M2	2864000
10 x 43	M2.5	2863700
10 x 43	M3	2784100
11 x 43	M4	2784200
12 x 43	M5	2784300
13 X 43	M6	2784400
15 x 43	M8	2784500

Set for nuts RS and RCLS

Punches



Ø x L	For nuts	Code
6 x 32	M2-M5	2784000
10 x 40	M6-M8	2863200

Dies



Ø x L	For nuts	Code
10 x 43	M2	2894700
10 x 43	M2.5	5341200
10 x 43	M3	2784600
12 x 43	M4	2784700
12 x 43	M5	2784800
14 X 43	M6	2784900
16 x 43	M8	2785000

Set for standoffs RSO and RBSO

Punches



Ø x L	For standoffs	Code
6 x 32	M2-M5	2784000
10 x 40	M6-M8	2863100

Dies



Ø x L	For standoffs	Code
11 x 43	M3	2785100
12 x 43	M3.5	2785200
14 X 43	M4	2864100
14 x 43	M5	2864100



RIV2200 Pneumatic press for self-clinching throat depth 200



Code 4314200

Press without stand



8 dies included

(4 for nuts, 4 for studs for M3, M4, M5, M6 and on request M8).

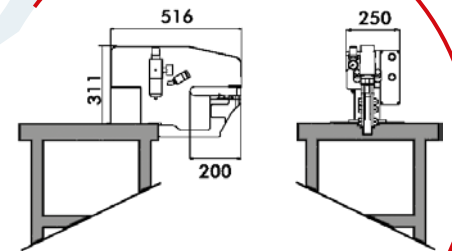
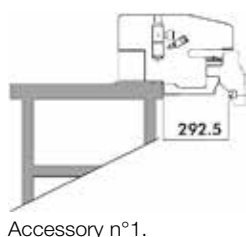
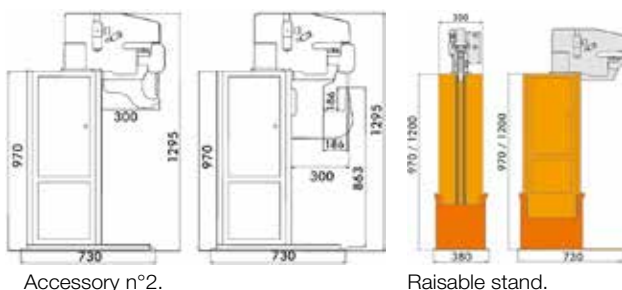
RIV2200 is a pneumatic press for self-clinching fasteners that is small in size but great in its performance.

Flexibility: compactness and geometry of the structure allow to install inserts with a force that goes up to 6.000 kg for a vast number/type of shapes.

Safety: moving saddles reduce the distance between the anvil and the punch within the values of safety. Wide use in many production lines.

Optional

Description	Code
Fixed stand 970 mm	4330300
Raisable stand 970-1200 mm	4314300
Accessory n° 2	4314400
Accessory n° 1	4330200



Technical data and features

Compressed air drive	6-10 bar
Power	220 V - 100 W
Force range	280 Kg - 6000 Kg
Max sheet thickness	3 mm
Weight with/without stand	50/140 Kg
Size of the package	800 x 700 x 1480 mm

Accessory n°2 application

Accessory n°2, with its changeable frames that can be made also as per Customer's drawings, enables to insert fasteners in box-shaped pieces and in the most varied shapes of metal sheets.

In order to use accessory n°2, it is mandatory to install the press on its stand.



Accessory n°1 application



Accessory n°1 enables you to insert fasteners in "C"- like pieces.



RIV2450 Pneumatic press for self-clinching throat depth 450



Code 4390000



8 dies included
(4 for nuts, 4 for studs for M3, M4, M5, M6 and on request M8).

RIV2450 was made to be safe, flexible, compact, economical, easy to use and maintain.


Flexibility: the structure of the press and its interchangeable frames allow the installation of self-clinching fasteners in box-shaped pieces, frames and metal manufactures of big dimensions, already bent and also geometrically very complex. The eccentric dies allow the installation of self-clinching fasteners very close to the edges and to the bends.

Optional

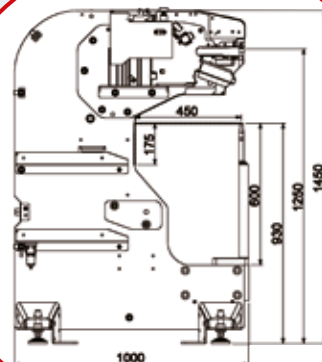

Description	Code
Pillar for die support	4577400
Frame movement crank	4577500



Frame movement crank.



Pillar for die support.



Technical data and features

Power	6-8 bar
Force range	7 Tons
Max sheet thickness	3 mm
Weight	400 Kg
Size of the package	730 x 1200 x 1585 mm



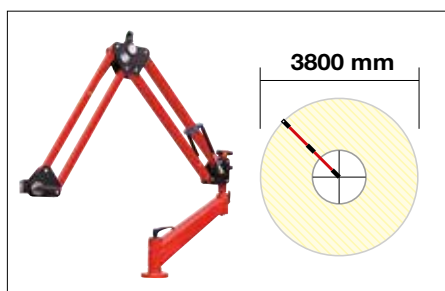
ACCESSORIES Triple articulated arm and trolley

Arm - Code 4811800
Trolley - Code 4811900

For riveting tools, tapping machines and screwdrivers.

Triple articulated balanced arm, entirely made of aeronautical aluminium, that provides a quick and precise alignment on holes.
Benefits: rotational head which allows riveting in every position; balance and fluidity of movement ensured by gas springs and adjustable joints mounted on ball bearings; prevents fatigue of the operator and then increases productivity.

Triple articulated arm



Different articulations and lengths can be provided on customer request.

Trolley

With wheels and table



Dimensions 850 x 750 x 870 h
Weight 65 kg



Technical data and features

Max radius	1900 mm
Tool weight	2.5-5.0 kg
Arm weight (without tool)	16 kg

Example of application with RIV949



Complies with standard ISO 11228.1 concerning the activities of lifting and manual transport, which ensures the ergonomics of the tools in repetitive jobs.

ACCESSORIES Spring balancers



**RSL0
RSL1
RSL2**



**RSP3
RSP4
RSP5
RSP6
RSP7**

Balancers to hold the weight of hand tools, screw drivers, etc.

The balancers are an indispensable aid for repetitive works, assemblies, serial productions, packaging, etc.

They are made with high quality materials and they can stand particularly heavy working cycles. They come in two different sizes.

Technical Features:

aluminium pressure die casting housing | steel supporting rope (item RSL0, RSL1, RSL2: Ø 2 mm - item RSP3, RSP4, RSP5, RSP6, RSP7: Ø 2,5 mm) | continuous load balancing from maximum to minimum value | stroke of the rope easily adjustable to adapt to every requirement | three suspension points to ensure the maximum safety, as by regulations | three anchor points to ensure maximum flexibility.



Used with lower hook.



Used with upper hook.

Technical data and features

Model	Capacity Kg	Stroke mm	Weight Kg	Code
RSL0	0.4 : 1.0	1600	0.63	0523000
RSL1	1.0 : 2.0	1600	0.67	0523100
RSL2	2.0 : 3.0	1600	0.79	0523200
RSP3	2.0 : 4.0	2500	2.85	0523300
RSP4	4.0 : 6.0	2500	3.00	1776100
RSP5	6.0 : 8.0	2500	3.10	3397400
RSP6	8.0 : 10.0	2500	3.20	3197100
RSP7	10.0 : 14.0	2500	3.50	3109000

Optional

Picture	Description	L	Code
---------	-------------	---	------



Coiled air tube kit
for RSL series

115 cm

1057800



Kit application
on the balancer.

COMPLETE LINE RIVIT



BLIND RIVETS




cod. 2867900

RIVET NUTS



cod. 2955900

SELF CLINCHING



cod. 2868000

BLIND BOLTS



cod. 3722400

WELDING STUDS



cod. 2867900

CAGED NUTS E SPRING CLIPS



PLASTIC FASTENERS



RIVET NUTS FOR PLASTIC



TOGGLE LATCHES



SOUTHCO LATCHES



cod. 5003700

STEEL/S.STEEL SCREWS



cod. 4859600

HOSE CLIPS



cod. 4639900

TOOLS FOR FASTENERS



cod. 3205000

RIVIT FASTENERS



cod. 5612900

SELF SERVICE BLISTERS



cod. 4713500

CATALOGUE HOLDER



cod. 4811200



STANDARD DOME HEAD

 aluminium/steel	AFT
 coloured aluminium/steel	AFTC
 aluminium/aluminium	AAT
 aluminium/s/steel	AIT
 coloured alum./s/steel	AITC
 steel/steel	FFT
 copper/steel	RFT
 zinc coated copper/steel	RZFT
 copper/brass	ROT
 copper/bronze	RBT
 cupronickel/s/steel	XIT
 s/steel 304/s/steel 304	IIT/A2
 s/steel 316/s/steel 316	IIT/A4










STANDARD COUNTERSUNK HEAD

 aluminium/steel	AFS
 steel/steel	FFS
 cupronickel/s/steel	XIS
 s/steel/s/steel	IIS/A2


STANDARD LARGE HEAD

 aluminium/steel	AFL
 coloured aluminium/steel	AFLC
 steel/steel	FFL
 copper/steel	RFL
 copper/brass	ROL
 cupronickel/s/steel	XIL
 s/steel/s/steel	IIL/A2







SEALED

 aluminium/steel	SAFT
 aluminium/s/steel	SAIT
 copper/steel	SRFT
 copper/s/steel	SRIT
 steel/steel	SFFT
 s/steel/s/steel	SIIT/A2
 aluminium/steel	SAFS
 aluminium/s/steel	SAIS
 aluminium/steel	SAFL
 s/steel/s/steel	SIIL/A2



SEALED MULTIGRIPRIV

 s/steel/s/steel	SMGIIT A2
--	--------------

FIORIV

 aluminium/steel	FAFT
 aluminium/steel	FAFT PLUS
 aluminium/steel	FAFT PAN
 coloured aluminium/steel	FAFTC
 aluminium/steel	FAFL
 copper/steel	FRFL



TRERIV

 aluminium/aluminium	TAAT
 aluminium/aluminium	TAATL

GORIV

 aluminium/steel	GAFT
--	------

MULTIGRIPRIV

 aluminium/steel	MGAFT
 coloured aluminium/steel	MGAFTC
 aluminium/s/steel	MGAIT
 steel/steel	MGFFT
 s/steel/s/steel	MGIIT/A2
 aluminium/steel	MGAFS


MULTIGRIPRIV

	MGAFLL
aluminium/steel	
	MGAFLLC
coloured aluminium/steel	
	MGAIL
aluminium/s/steel	
	MGFFL
steel/steel	

MAGNARIV

	KAAT
aluminium/aluminium	
	KAAS
aluminium/aluminium	
	KFFT
steel/steel	
	KFFS
steel/steel	
	KIIT/A2
s/steel/s/steel	
	KIIS/A2
s/steel/s/steel	



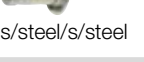
MONRIV

	BAAT
aluminium/aluminium	
	BAAS
aluminium/aluminium	
	BFFT
steel/steel	
	BFFS
steel/steel	
	BIIT/A2
s/steel/s/steel	
	BIIS/A2
s/steel/s/steel	


RIVBU

	BUFFT
steel/steel	



LOCKRIV

	OAAT
aluminium/aluminium	
	OFFT
steel/steel	
	OAAS
aluminium/aluminium	
	OFFS
steel/steel	
	OFFL
steel/steel	
	OIIT/A2
s/steel/s/steel	
	OIIS/A2
s/steel/s/steel	

GTRERIV

	GTAAT
aluminium/aluminium	


BULB-TITE

	BTAAET
aluminium/aluminium	
	BTAAEL
aluminium/aluminium	


FILRIV

	FIL
steel/steel	

CAPRIV

	CAPAF
aluminium/steel	


SPHERIV

	SPHA
aluminium/steel	



BAMRIV

	BMF
steel/steel	




RIVINOX

	RIIT
s/steel/s/steel	



TRIPLASTRIV

	PTR
nylon/black nylon	
	PTL
nylon/black nylon	












MASRIV

	MAS1
brass/coppered steel	
	MAS2
brass/coppered steel	
	MAS4
brass/coppered steel	


CANRIV

	CANAF
aluminium/steel	
	CANFF
steel/steel	

SPEED RIVETS IN CARTRIDGE

	
	BRAT
aluminium	
	BRATC
coloured aluminium	
	BRFT
steel	
	BRIT
s/steel	
	BRAS
aluminium	
	BRFS
steel	
	CHAT
aluminium	
	CHFT
steel	
	CHFS
steel	
	SCFT
steel	

HYDROPNEUMATIC



HYDROPNEUMATIC



BATTERY



FOR SPEED RIVETS IN CARTRIDGE



CONTROLRIV SYSTEM



MODULAR AND AUTOMATIC SYSTEMS



HAND TOOLS FOR RIVETS



STEEL CYLINDRICAL SHANK

	FTC
open dome head	
	SFTC
closed end dome head	
	FSC
open countersunk head	
	SFSC
closed end c.sunk head	
	FRC-P
open reduced head	
	FRC
open reduced head	

STEEL KNURLED CYLINDRICAL SHANK

	FTC-Z
open dome head	
	SFTC-Z
closed end dome head	
	FSC-Z
open countersunk head	
	SFSC-Z
closed end c.sunk head	
	FRC-Z
open reduced head	
	SFRC-Z
closed end reduced head	

STEEL HEXAGONAL SHANK

	FTE
open dome head	
	SFTE
closed end dome head	
	FRE
open reduced head	
	SFRE
closed end reduced head	





STEEL SEMI HEXAGONAL SHANK

	FTEP
open dome head	
	FREP
open reduced head	
	FREP-P
open reduced head	






S/STEEL CYLINDRICAL SHANK

	ITC/A2
open dome head	
	ITC/A4
open dome head	
	SITC/A2
closed end dome head	
	ISC/A2
open countersunk head	








S/STEEL CYLINDRICAL SHANK

	IRC/A2
open reduced head	
	IRC-P A2
open reduced head	
	IRC/A4
open reduced head	
	SIRC/A2
closed end reduced head	

S/STEEL KNURLED CYLINDRICAL SHANK

	ITC-Z A2
open dome head	
	SITC-Z A2
closed end dome head	
	IRC-Z A2
open reduced head	
	SIRC-Z A2
closed end reduced head	
	ISC-Z A2
open dome head	


S/STEEL SEMI HEXAGONAL SHANK

	ITEP/A2
open dome head	
	ITEP/A4
open dome head	
	SITEP A2
closed end dome head	
	IREP/A2
open reduced head	
	IREP/A4
open reduced head	
	SIREP A2
closed end reduced head	
	SIREP A4
closed end reduced head	

ALUMINIUM CYLINDRICAL SHANK

	ATC
open dome head	
	SATC
closed end dome head	
	ASC
open countersunk head	
	SASC
closed end c.sunk head	
	ARC
open reduced head	


BRASS CYLINDRICAL SHANK

	OTC
open dome head	


RIVBOLT

	BFTC
steel dome	
	BFTE
steel hexagonal	
	BITC-Z A2
s/steel dome	
	BITEP A2
s/steel semi-hexagonal	

S/STEEL WITH WASHER

	STREP G
s/steel dome	


SPACER

	FTCD
dome spacing head	

STEEL FOR THIN THICKNESS

	FRTH
Thininsert	


SQUARED

	SQF
steel Squariv	

FOR SOFT MATERIALS

	JKF
steel Jackriv	
	JKI
s/steel Jackriv	
	TBF
steel Tubriv	

NEOPRENE ANTI-VIBRATION

	NPTC
Prensert	

NYLON

	NBRC
Nylonsert	

CAGED NUTS

	DGQ
Square	
	DGF
Front	
	DGT
Round	

HYDROPNEUMATIC



HYDROPNEUMATIC



FOR JACKRIV AND TUBRIV



HEXCUTTER TOOLS



VERTICAL HYDROPNEUMATIC



BATTERY



AIR GUN



HAND TOOLS FOR RIVET NUTS



HAND TOOLS FOR JACKRIV RIVET NUTS




MODULAR AND AUTOMATIC SYSTEMS



CONTROLRIV SYSTEM




STUDS FOR THROUGH HOLES

	RFH
carbon steel	
	RFHS
s/steel 303	
	RHFH
carbon steel	
	RHFHS
s/steel 303	
	RFHL
carbon steel	

STUDS FOR BLIND HOLES

	RCHC RCFHC
s/steel 303	



STUDS FOR EPOXY GLASSES

	RKFH
phosphor bronze	

PRESSES

	RIV2100
	RIV2200
	RIV2450



ROUND NUTS

	RS
carbon steel	
	RCLS
s/steel 303	

FLAT NUTS

	RF
s/steel 303	

SELF LOCKING NUTS

	RPL
carbon steel	
	RPLC
s/steel 303	

NUTS FOR EPOXY GLASSES

	RKF2
carbon steel	
	RKFS2
s/steel 303	



HEXAGONAL NUTS

	RKA
carbon steel	
	RKAX
s/steel 303	

ANCOR NUTS

	RARB MINARB
carbon steel	
	RARBSO MINOFF
carbon steel	



OPEN STANDOFFS

	RSO
carbon steel	
	RSOS
s/steel 303	



BLIND STANDOFFS

	RBSO
carbon steel	
	RBSOS
s/steel 303	

STANDOFFS FOR BLIND HOLES

	RCSS
s/steel 303	
	RCSOS
s/steel 303	

STANDOFFS FOR EPOXY GLASSES

	RKFE
carbon steel	
	RKFSE
s/steel 303	

CAPTIVE SCREWS WITH SMALL KNOB

	RPFC2
carbon steel	

CAPTIVE SCREWS WITH BIG KNOB

	RPF32
s/steel 303	

THREADED STUDS

	PFR
copper-plated steel	
	PFX
s/steel	
	PFA
aluminium	
	PFO
brass	
	PERCP
copper-plated steel	
	PERSP
copper-plated steel	
	PFRA
copper-plated steel	







UNTHREADED STUDS

	PLR
copper-plated steel	
	PLX
s/steel	
	PLA
aluminium	
	PLO
brass	

TAPPED STUDS

	BFR
copper-plated steel	
	BFX
s/steel	
	BFA
aluminium	
	BFO
brass	



FASTONS

	F2R
copper-plated steel	
	F1R
copper-plated steel	
	F1X
s/steel	
	F2X
s/steel	
	F1A
aluminium	
	F1O
brass	

NAILS FOR INSULATION

	IPL
copper-plated steel-plain	
	IPZ
copper-plated steel-knurled	
	IPS
copper-plated steel-plain	

WASHERS FOR S/STEEL NAILS

	RZ50
zinc coated steel	
	RP50
polypropylene	

STUDWELDING UNITS

	RIVST80
for M3-M8 studs	
	RIVST90
for M10 studs	










FEEDERS

	RIV5000
for automatic loading	



RIVLOCK - DOME HEAD

Regular collars

Flanged collars

 zinc plated steel	RLFT	 steel	RLFCS	 steel	RLFCF
 aluminium	RLAT	 aluminium	RLACS	 aluminium	RLACF
 s/steel	RLXT	 s/steel	RLXCS	 s/steel	RLXCF










TOOLS FOR BLIND BOLTS



RIVLOCK - COUNTERSUNK HEAD





Regular collars

Flanged collars

 zinc plated steel	RLFS	 steel	RLFCS	 steel	RLFCF
 aluminium	RLAS	 aluminium	RLACS	 aluminium	RLACF
 s/steel	RLXS	 s/steel	RLXCS	 s/steel	RLXCF

RIVLOCKGRIP - DOME HEAD

Collars

 zinc plated steel	RGFT	 steel	RGFC
 aluminium	RGAT	 aluminium	RGAC

RIVTAINER - DOME HEAD

Regular collars

 zinc plated steel	RTFT	 steel	RTFC
--	------	--	------

COLLAR CUTTER






UNIFIED EYELETS

 brass	OU-OT
 nickeled brass	OU-ON
 brassed steel	OU-FO
 nickeled steel	OU-FN

UNIFIED RIVETS

 brass	RU-OT
 nickeled brass	RU-ON
 brassed steel	RU-FO
 nickeled steel	RU-FN

UNIFIED RIVETS (HEAD AND BODY)

 bright brass	RT-OT
 nickel brass	RT-ON
 nickel steel	RT-FN




EYELETS WITH "GARANZIA" MARK

 brass	OG-OT
 brasses steel	OG-FO





SOLID RIVETS NORMAL ROUND HEAD

 steel	TBN-FE
 aluminium	TBN-AL
 copper	TBN-CU



SOLID RIVETS COUNTERSUNK HEAD

 steel	TSP-FE
 aluminium	TSP-AL
 copper	TSP-CU

SEMI TUBULAR RIVETS

 normal round head	TBN-RS
 large round head	TBL-RS
 cylindrical flat head	TPC-RS
 countersunk head	TSP-RS


TUBULAR RIVETS

 brass	TUB-OT
 copper	TUB-CU

SELF-TAPPING RIVETS

 steel	RAT-BN
--	--------

DRIVE RIVETS

 aluminium/s/steel	RC-AI
--	-------

SMALL HAND PRESSES FOR EYELETS

	S2 - S3 S4 - S5
---	--------------------

MECHANICAL EYELETING

	RIVOM06
--	---------

PNEUMATIC EYELETING







	RIVOP10
---	---------

ORBITAL RIVETING MACHINE









	RIV3450P
---	----------

RIVET NUTS FOR PLASTIC, WOOD AND LIGHT ALLOYS **RIVIT.IT**

FOR THERMOPLASTICS MATERIALS - HEATING

 brass	RSL
 brass	RHSL
 brass	RTC
 brass	RHL
 brass	RHHL
 brass	RMC

FOR THERMOPLASTICS MATERIALS - PRESSURE







 brass	RFL
 brass	RHFL
 brass	RPLK
 brass	RBL
 brass	RHBL
 brass	RHBLR
 brass	RSP
 brass	RHSP

FOR WOOD - SELF TAPPING

 brass	RBW
--	-----

FOR LIGHT METALS, ALLOYS OF ALUMINUM, BRASS, BRONZE AND CAST Steel



SELF TAPPING SOCKETS

 temperated steel	RSCT
 s/steel	RSCT-X
 brass	RSCT-O
 brass	RHSCT
 temperated steel	RSCF-F
 s/steel	RSCF-X




INSERT MOLDING

 brass	RFTC
--	------

INSERTS FOR RECOVERY THREADS

 s/steel	ELIRIV
 s/steel	KEIRIV

STANDARD HI-GRIP

	HGZ
mild steel zinc plated	
	HGS
s/steel AISI 304 (A2)	
	HGJ
s/steel AISI 316 (A4)	




HI-GRIP WING SCREW

	WSZC
mild steel zinc plated	
	WSSC
s/steel AISI 304 (A2)	

MINI

	MCZ
mild steel zinc plated	

SPECIAL APPLICATIONS HI-TORQUE

	HTM
s/steel AISI 304 (A2)	
	HTJ
s/steel AISI 316 (A4)	
TAMTORQUE	
	TTK
s/steel AISI 304 (A2)	

MULTI-TORQUE

	MTK
s/steel AISI 304 (A2)	

NYLON CABLE TIES

	FSNB
natural - polyamide 66	
	FSNB
black - polyamide 66	

SPECIAL APPLICATIONS HI-TORQUE

	PCZ
mild steel zinc plated-M6	
	PCS
s/steel AISI 316-M6	
	PEZH
mild steel zinc plated-M10	
	PESH
s/steel AISI 316-M10	






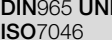





ASSORTED CLIPS BOX

	HGZ PCZ PCS MCZ
HI-GRIP, P-CLIPS, MINI	

ASSORTED CLIPS BOX

	DISPKZ DISPKS
HI-GRIP	

METRICS SCREWS

 DIN933 UNI5739 ISO4017	VTET
 DIN912 UNI5931 ISO4762	VTCEI
 DIN7991 UNI5933 ISO10642	VSPEI
 ISO7380	VBEI
 DIN7913 UNI5923 ISO4026	GPP
 DIN84 UNI6107 ISO1207	VTC-
 DIN963 UNI6109 ISO2009	VSP-
 DIN964 UNI6110 ISO2010	VTGS-
 DIN965 UNI7688 ISO7046	VTSP+
 DIN966 UNI7689 ISO7047	VTGS+
 DIN7985 UNI7687 ISO7045	VTC+
 DIN6921 ISO6921	VTEFR
 TAB FIAT 10453	VSCB
 DIN7500C	VTCT+
 DIN7500M	VSPT+
 DIN7500D	VTET+
 DIN603 UNI5732 with nut DIN603 UNI5731 without nut	VTTQST

METRICS SCREWS

 DIN9330	VTBL-
 	VTBL±
 	VTBL+

SELFTAPPING SCREWS

 	ATBL+
 DIN7981 UNI6954	ATC+
 DIN7982 UNI6955	ATSP+
 DIN7983 UNI6956	ATGS+
 UNI6947	ATCCE
 UNI6950	ATEFR
 DIN6954B UNI7981F	ATCSP+
 	AATEFR
 COLORS BG-RS-TDM	VTPN
 DIN7982	ATSRF+
 DIN7981	ATCRF+




SPRING CLIPS

 	PA
 	PI



SELFDRILLING SCREWS

 DIN7504 UNI8119	PTSP+
 DIN7504 UNI8119	PTSTX
 DIN7504 UNI8118	PTC+
 DIN7504 UNI8118	PTCTX
 DIN7504 UNI8117	PTEFR
 	PTBFL+
 	PAZPX
 	PTZPX










CHIPBOARD SCREWS

 DIN9100	TTSP+
 DIN9110	TTC+
 DIN9120	TTGS+



BOLT SCREWS

 DIN571 UNI704	TTE
 UNI6950	TTEFR




WASHERS AND SPRINGS

 DIN125 UNI6592	RN
 DIN9021 UNI6593	RL
 DIN433	RP
 DIN137	RC
 DIN2093	MT
 DIN127 UNI1751	RG
 DIN7980	RGR
 ext DIN6798	RDE
 int DIN6798	RDI

EYE NUTS

 DIN582	GF
 DIN580	GM

SNAP RING

 DIN471 UNI7435	SE
 DIN472 UNI7437	SI
 DIN6799	BZ





NUTS

 DIN316 UNI5449	VTED
 DIN315 UNI5448	DF
 UNI5587	DEA
 DIN394 UNI5588	DEM
 DIN936 UNI5589	DEB
 DIN439 UNI5590	DEUB
 DIN985 UNI7474	DEAB
 DIN982 UNI7473	DEAA
 DIN1587 UNI5721	DEC
 DIN6923	DEFZ
 DIN929	DG
 DIN928	DS
 DIN928	DQ
 DIN928	DTX
 DIN6334	DDG


RIVETS

 DIN7338A	RP-TPC
 DIN660	RP-TBN
 DIN661	RP-TSP

PINS

 DIN1471	SK
 DIN1481 UNI6873 ISO8752	SEP
 DIN7 UNI1707	SCL
 DIN1 UNI7283	SCO

RODS

 DIN975	BF
---	----

COTTER PINS

 DIN94 UNI1336	COP
--	-----

CLAMPS

 DIN3017	FAS
--	-----

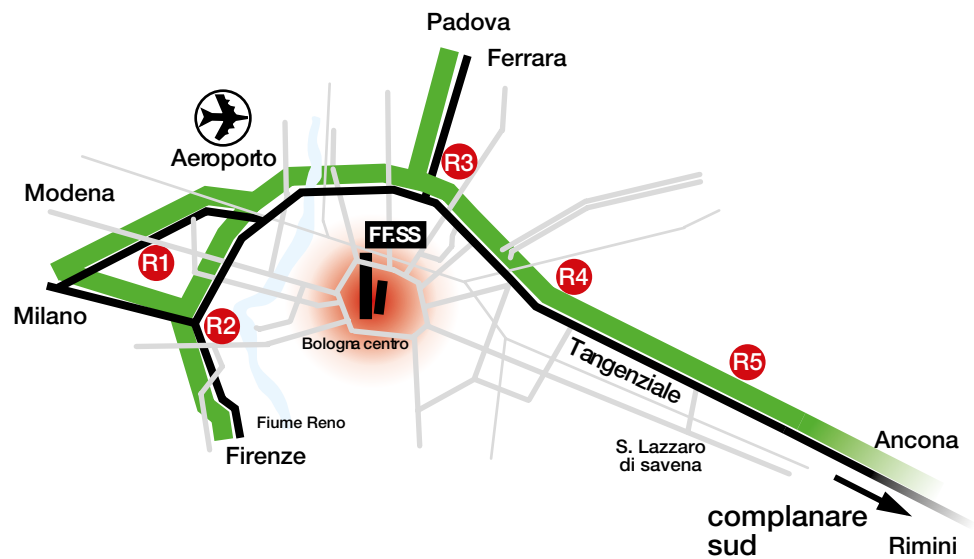
KEYS AND EDGE KEYS

 UNI6604A	CHA
---	-----

HOW TO REACH US

Motorway tollbooths

- R1** Bologna - Borgo panigale
- R2** Bologna - Casalecchio
- R3** Bologna - Arcoveggio
- R4** Bologna - Fiera
- R5** Bologna - San Lazzaro



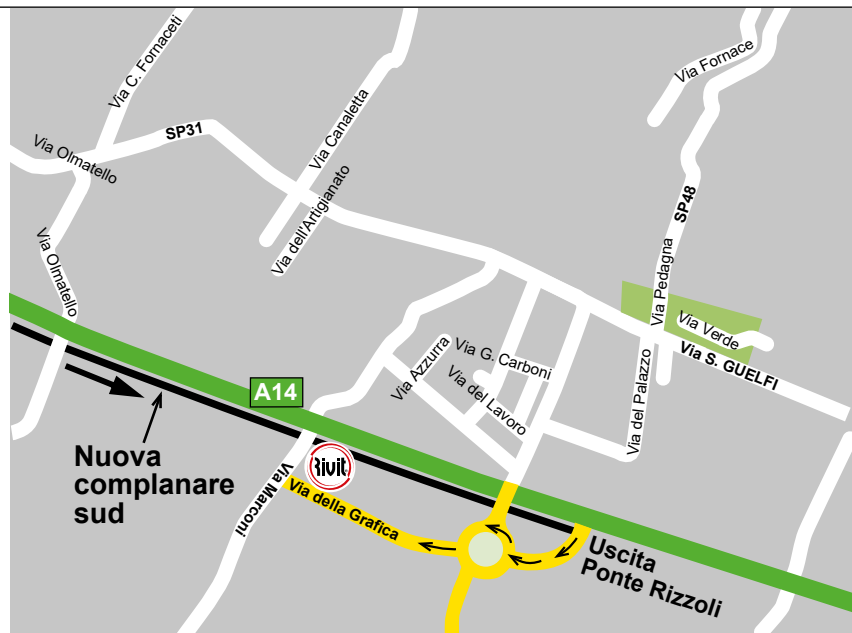
From the Bologna "tangenziale" ring (freeway)

Take the "tangenziale" ring, Ancona-San Lazzaro directions. Carry on the "tangenziale" until you reach the very last exit indicating the "Complanare Sud". Attention! It is exactly on the right side of the entrance of the motorway: do not enter the motorway but turn right on the "Complanare Sud". Carry on until you reach the end of the "Complanare Sud"; you will find yourself in a roundabout. Leave the roundabout for 'Via della Grafica', which is straight away, and go ahead until you reach via Marconi. You are arrived: Rivit is on your right.

NOTICE:

GPS system settings:

Ozzano - Via della Grafica, 1



RIVIT IS THE CENTRAL STOP TO VISIT ITALY



TERMS AND CONDITIONS

Orders

"Rivit Srl" accepts orders only when in accordance to the present general terms and conditions, unless otherwise clearly agreed upon in writing.

"Rivit Srl" expressly reserves the right to suspend, cancel or ask for an anticipated cash payment for any order placed by Customers suspected of making purchases by fraudulent means.

"Rivit Srl" will always send in writing (by fax or e-mail) the 'order confirmation' as acceptance of the order itself.

Orders can be sent by fax +39 0514171129, e-mail export@rivit.it or by filling the form on our website www.rivit.it.

Please feel free to contact us for any doubt or clarification.

Products

"Rivit Srl" guarantees that the main technical characteristics of the products correspond to those specified in this catalogue.

Prices

"Rivit Srl" will invoice the prices as in force at the moment of the shipment. Pricelists can be updated without notice, according to the market situation.

Correct and valid prices are always stated in the 'order confirmation'. Quoted prices are always VAT excluded.

Packaging - Minimum quantities

When preparing your orders, please check on this catalogue the standard packaging of the items of your interest.

"Rivit Srl" will not accept orders for smaller quantities than what contained in the minimum packaging.

In this case the quantity of the ordered items will be automatically modified according to the minimum quantity, without asking for any authorization from the Customer.

For packaging you will be charged a minimum contribution fee.

Minimum purchase

The minimum purchase value that "Rivit Srl" accepts, is € 150,00.

Balances

If there are no different dispositions from the customer, the balances will be sent with the next shipment.

Shipments

Usually deliveries are ex-works (when the customer uses its carrier). They can also be ex-works with charge of the transport costs on the invoice (when "Rivit Srl" chooses the carrier), or by other agreed solutions.

Transportation title and risks are on the Customer, apart from carrier's responsibilities stated in Art. 1693 C.C.

Delivery terms

Delivery dates are not peremptory but they strictly depend on the availability of the goods.

Delays in the shipment, or reductions of the forwarded quantities, that do not depend on our will, will not change the commercial value of the contract/order.

Complaints - Goods returns

After 8 days of having received the goods no complaints will be accepted.

A complaint does not suspend the customer's payment obligations according to the agreed form.

Returned goods of our products due to causes other than qualitative problems differences from the order, our shipping error, our agent error, must be authorized in advance by the sales manager, after phone conversation or written request.

The return is normally accepted only in case of:

a) Material sent prepaid freight and with transport note showing the references to our sales invoice and/or DDT.

b) Material still packaged in our boxes and still labeled to allow us the traceability.

c) Standard material (in the catalogue) not manufactured specifically for the customer (special product) or prepared on his demands (out of range product).

To every returned good is applied a charge rate of 30% as a concurrence to control activities of the returned goods, with a minimum charge of € 50.

Damaged packages will not be accepted. Without these requirements, the returned goods will be returned to sender with transportation charges at his own expense.

Warranty

Defective goods covered by warranty can be replaced free of charge, subject to prior inspection.

On the other hand worn-out, misused and altered tools will not be replaced.

Carriage for goods return will always be on customer's charge.

In the shipping document the Customer must clearly specify the number and the date of our previous shipping document/invoice, item code, description, detailed explanation of the defect and shall attach any copy of documents proving previous reparations.

The delivery of any repaired product is ex-works with charge of the transport costs on the invoice or ex-works (Customer's carrier).

Payments

Payments must be agreed with our sales department.

Rounding offs or arbitrary reductions are not allowed.

Each payment delay leads to additional costs and interests.

Goods delivery does not transfer the property of the material to the Customer until the complete payment is carried out (Art. 1523 c.c.).

Place of jurisdiction

All disputes arising from, or in connection with any commercial matter shall be settled exclusively by the Court of Bologna (Italy).

Rivit catalogs are indicative, we reserve the right to change the specification and the prices of any product without prior notice.

Rivit
(sales department)





บริษัท นานดีอินเตอร์เทรด จำกัด
NANDEE INTER-TRADE CO., LTD.

Tel : 0-2675-8230 (Auto), 0-2675-8240 (Auto)

Fax : 0-2212-1448, 0-2213-0360

f : [nandeeintertrade](https://www.facebook.com/nandeeintertrade)

LINE : [@nandeeintertrade](https://line.me/tv/@nandeeintertrade)

globe : www.nandee.co.th