




QUICK CONNECT COUPLINGS FOR AIR EQUIPMENTS

HI CUPLA



NO. 1 IN JAPAN



PLUG

■ For hose connection

20PH	For 1/4" hose	400PH	For 1/2" hose
30PH	For 3/8" hose	600PH	For 3/4" hose
40PH	For 1/2" hose	800PH	For 1" hose

■ For female thread connection

10PM	For Rc1/8"	400PM	For Rc1/2"
20PM	For Rc1/4"	600PM	For Rc3/4"
30PM	For Rc3/8"	800PM	For Rc1"

■ For male thread connection

20PF	For R1/4"	400PF	For R1/2"
30PF	For R3/8"	600PF	For R3/4"
40PF	For R1/2"	800PF	For R1"

■ For male thread connection (parallel thread)

20PFF	For G1/4"
--------------	-----------

PH type



PM type



PF type




PFF type




SOCKET


SH type



SM type



SF type



■ For hose connection

20SH	For 1/4" hose	400SH	For 1/2" hose
30SH	For 3/8" hose	600SH	For 3/4" hose
40SH	For 1/2" hose	800SH	For 1" hose

■ For female thread connection

10SM	For Rc1/8"	400SM	For Rc1/2"
20SM	For Rc1/4"	600SM	For Rc3/4"
30SM	For Rc3/8"	800SM	For Rc1"

■ For male thread connection

20SF	For R1/4"	400SF	For R1/2"
30SF	For R3/8"	600SF	For R3/4"
40SF	For R1/2"	800SF	For R1"

Features

- One-way shut-off cupla with an automatic shut-off valve incorporated in the socket.
- Hardened important parts excellent in wear resistance and durability.
- Accuracy and reliability obtained from connection/disconnection testing 100,000 times.






The Mark of Reliability - A Guarantee of Quality

Nitto Kohki's 3,000 series quick connecting fluid cuplas, with 25,000 varieties, are the world's top brand in terms of quality, complete line-up of model varieties and production quantities. Every Nitto Kohki product carries our corporate mark guaranteeing the very best in quality. Make sure it's there whenever you purchase.



Hi-Cupla 200

ONE-TOUCH ระบบจิงหะเดียว

SH type		SF type		SM type	
					
S	SOCKET	S	SOCKET	S	SOCKET
Model	Application	Model	Application	Model	Application
200-20SH	For 1/4" hose	200-20SF	For R 1/4"	200-20SM	For Rc 1/4"
200-30SH	For 3/8" hose	200-30SF	For R 3/8"	200-30SM	For Rc 3/8"
200-40SH	For 1/2" hose	200-40SF	For R 1/2"	200-40SM	For Rc 1/2"


Nut Cupla

ข้อต่อสวมเร็วสำหรับต่อเข้ากับสายลม ทั้งแบบสายตรง และสายขดสปริง


PN type		SN type	
			
P	PLUG	S	SOCKET
Model	Application	Model	Application
50PN	For $\varnothing 5 \times \varnothing 8$ hose	50SN	For $\varnothing 5 \times \varnothing 8$ hose
60PN	For $\varnothing 6 \times \varnothing 9$ hose	60SN	For $\varnothing 6 \times \varnothing 9$ hose
65PN	For $\varnothing 6.5 \times \varnothing 10$ hose	65SN	For $\varnothing 6.5 \times \varnothing 10$ hose
80PN	For $\varnothing 8 \times \varnothing 12$ hose	80SN	For $\varnothing 8 \times \varnothing 12$ hose
85PN	For $\varnothing 8.5 \times \varnothing 12.5$ hose	85SN	For $\varnothing 8.5 \times \varnothing 12.5$ hose
110PN	For $\varnothing 11 \times \varnothing 16$ hose	110SN	For $\varnothing 11 \times \varnothing 16$ hose

Nut Cupla 200

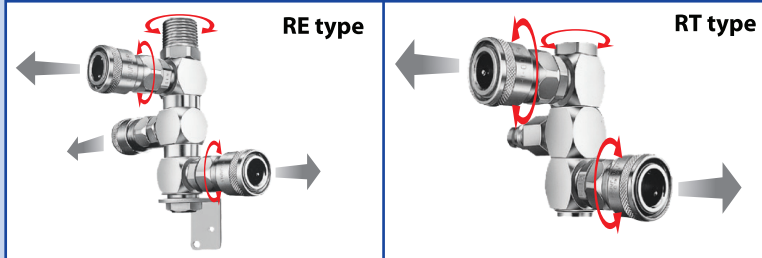
ONE-TOUCH ระบบจิงหะเดียว

SN type	
	
S	SOCKET
Model	Application
200-50SN	For $\varnothing 5 \times \varnothing 8$ hose
200-60SN	For $\varnothing 6 \times \varnothing 9$ hose
200-65SN	For $\varnothing 6.5 \times \varnothing 10$ hose
200-80SN	For $\varnothing 8 \times \varnothing 12$ hose
200-85SN	For $\varnothing 8.5 \times \varnothing 12.5$ hose
200-110SN	For $\varnothing 11 \times \varnothing 16$ hose

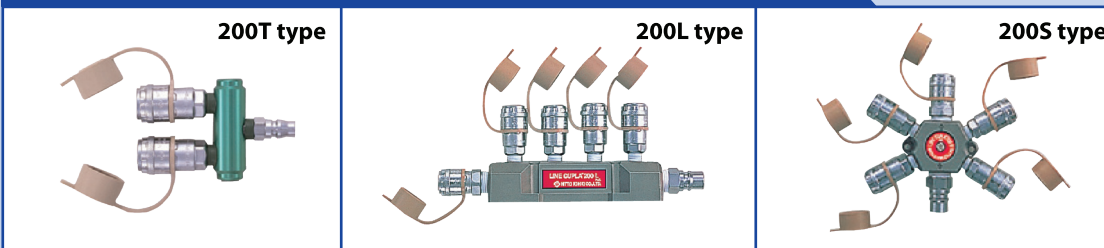
ROTARY PLUG

RL type	
	
P	PLUG
Model	Application
RL-20PM	For Rc 1/4"
RL-30PM	For Rc 3/8"

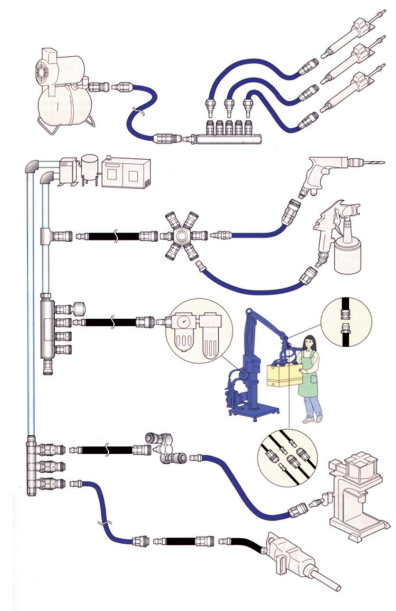
ROTARY LINE CUPLA









LINE CUPLA



ตัวอย่างการเดินท่อลมโดยใช้ข้อต่อสวมเร็ว



เหตุผลที่เลือกใช้ข้อต่อลม Hi-Cupla

-  สวมต่อเร็ว ภายใน 0.3 วินาที
-  ไม่ต้องใช้เครื่องมือขันประกอบ
-  ใช้งานง่าย ไม่ต้องใช้ทักษะพิเศษ
-  ขจัดปัญหาสายลมพันกัน
-  ไม่รั่วไหลขณะต่อหรือปลด
-  ติดตั้งและใช้งานง่ายในพื้นที่จำกัด

บริษัท นานดีอินเตอร์เทรด จำกัด
NANDEE INTER-TRADE CO., LTD.

314,316,318,320,322 ซอยจันทน์ 32 ถนนจันทน์ แขวงทุ่งวัดดอน เขตสาทร กทม. 10120

☎ : 0-2675-8239
✉ : @nandeeintertrade

🌐 : nandeeintertrade
🌐 : www.nandee.co.th

✉ : marketing@nandee.co.th
✉ : sales@nandee.co.th